



**PERFORMANCE REPORT OF THE**

# **Eastern Fish and Game Council**

**FOR THE YEAR ENDED  
AUGUST 31, 2022**

---

**Presented to the House of Representatives pursuant to Section 26 X of the Conservation Act 1987.**

30 November 2022

Hon Poto Williams  
Minister of Conservation  
Parliament Buildings  
**WELLINGTON**

Tena koe Minister

I have the honour to submit, pursuant to Section 26 X of the Conservation Act 1987, Section 45M of the Public Finance Amendment Act 2004, and 154 of the Crown Entities Act 2004 the Performance Report of the Eastern Fish and Game Council for the year ended 31 August 2022.

Naku noa



**Chairman**  
**Eastern Fish and Game Council**

## CHAIRMAN'S REPORT

*For the year ended 31 August 2022*

Tēnā koutou katoa

I am pleased to present the Annual Report for the Eastern Fish and Game Council as Chair for the year ended 31 August 2022.

The 2021/22 year was another year of continued challenges and change due to aspects such as the Covid pandemic continuing to influence our community and organisation and our Chief Executive Andy Garrick retiring.

However, there were also various aspects of positivity such as high rates of compliance, a successful production year at the hatchery, a new angler access track and new staff joining our Eastern Fish and Game Region.

Covid continued to have an impact with localised lock downs earlier this year. The closure of international borders contributing to a decline in licence sales. The previous year was worse with projected licence sales revised downwards across the whole Fish and Game organization including Eastern Region for the 2020/21 year.

However, well managed budgets and stronger than anticipated domestic support meant that the local licence sales (both fishing and game licences) in Eastern were, in the event, sufficient for the Region to fund the Operational Work Plan in 2021/22 without recourse to reserves. I wish to thank all our staff and Councillors for their outstanding commitment during the tail end of this worldwide pandemic. Their commitment and support towards our Eastern Fish and Game Region is second to none. Nga mihi ki a koutou katoa. Thank you one and all.

Following the public release of the Ministerial Review in April 2021, Eastern Region staff and Councillors provided extensive feedback to Fish and Game NZ, which contributed to, and informed the response of Fish and Game to the Minister. This process is continuing despite a change of Minister in recent months and Eastern Fish and Game continues to provide excellent feedback to the Ministerial review process. Consultation with the wider communities throughout Aotearoa New Zealand including Iwi are in the early stages of development. Special mention must be made of our elected New Zealand Council appointee Debbie Oakley who continues to be the link between our Eastern Fish and Game Council and the New Zealand Council. I congratulate Debbie on her excellent commitment to this role which has led to her being appointed the Deputy Chair of the New Zealand Council in support of the current Chair Ray Grubb. Debbie remains the only female councillor elected to the national body.

Our Chief Executive Officer Andy Garrick retired after 8 years in the position. On behalf of Council and staff I wish to acknowledge and thank Andy for his outstanding service and commitment to Eastern Fish and Game. Nga mihi nunui ki a koe Andy. We wish you all the best in your retirement.

Ka pu te ruha, ka hao te rangatahi outlines that the retired fishing net is replaced by a new fishing net and Arash Alaeinia is that proverbial new net as our new Eastern Fish and Game

Chief Executive Officer. I would like to congratulate Arash on his appointment and thank him for the early stages of his employment which have brought new perspectives and developments in key areas which follow on from the foundations laid by Andy and his predecessors.

Regarding the appointment of our new CEO, I wish to thank our Deputy Chair Murray Ferris for leading the recruitment process with the help of the other executive team members namely Debbie Oakley and Ken Coombes. Mention must also be made of Kelly Hamlett from Talent ID and Andy Garrick who contributed to the recruitment and initial induction of Arash. The process to find and appoint Arash was not an easy one due to an overall shortfall in the labour market for people with the skills we were requiring. However, Arash has already proven to be an effective and efficient new net.

Other aspects of positivity for Eastern Fish and Game in this past year have included the following:

- Successful production year at the hatchery, with over 78k fish produced and liberated throughout the Region and other locations within the North Island.
- Eastern Region lake fisheries have performed strongly in terms of trout growth and angler satisfaction with Waikaremoana, Tarawera and Rotorua as stand outs. Rotoiti has continued its high standard.
- Compliance - This year the compliance rate of angler's & hunters contacted remains pleasingly in excess of 98% found to be fully compliant with angling and hunting regulations. The overall number of contacts made was a little down on the previous year at 2,273 contacts. Honorary rangers continue to make a valuable contribution to our ranging and public relations effort particularly with rangers having a presence in the more remote parts of the region.
- Access - The completion and opening for use of a new angler access track on the Whirinaki River at Minginui was a highlight during the year. This enables better access to a significant part of the river, and we thank Te Runanga O Ngati Whare, DOC, and adjacent farmers for support with this project. Other existing access has been maintained, and work continues liaising with landowners and managers, and Walking Access Commission staff, to maintain and enhance access.
- A new hatchery staff member employed on a full-time basis.
- National Coordination - We continue to contribute and lead significantly on National projects; National Compliance is coordinated and lead by our Compliance Officer, Anthony Van Dorp and National Licencing and Integrated Systems has invaluable input and co-ordination by our Office Manager, Kate Thompson who both add significant support to the NZ Council.
- Ongoing developments with our local community including RotoruaNZ making fishing the second highest tourist attraction priority behind mountain biking for their marketing campaigns.

In all this has been a very good year despite the challenges. We have much to look forward to as a Region and as we continue to support and serve our fishing and hunting community, the environment as well as working alongside local Iwi in our rohe.

Ehara taku toa he toa takitahi engari he toa takitini. The chairs achievements are never mine alone but those of many and I would like to thank all of our Eastern Fish and Game Councillors, our Chief Executive Arash and Andy and all of the Eastern Fish and Game staff

Eastern Fish and Game Council

---

for making our organisation the vibrant, positive and supportive organisation it is. Nga mihi ki a koutou katoa. Thank you one and all.

Naku noa

A handwritten signature in black ink, appearing to read 'M. Bidois', written in a cursive style.

Ngahihi o te ra Bidois

**Chairperson, Eastern Fish and Game Council**





Entity Information	1
Mission & Statement of Objectives	1
Statement of Financial Responsibility	4
Statement of Service Performance	5
Species Management	7
Sports Fish and Game Bird Habitat Protection	19
Angler and Hunter Participation and Services	24
Public Interface	29
Compliance	32
Licensing	35
Council	37
Planning and Reporting	38
Financial Information	42
Independent Auditor's Report	62

## **EASTERN FISH AND GAME COUNCIL**

### **ENTITY INFORMATION FOR THE YEAR ENDED 31 AUGUST 2022**

#### **Legal Name**

Eastern Fish and Game Council.

#### **Type of Entity and Legal Basis**

The Eastern Fish and Game Council is a Public Entity under the Public Finance Act 1989 (Schedule 4). The Council was established on 4 May 1991 with the passing of the Conservation Law Reform Act 1990.

#### **Mission & Statement of Objectives**

To maintain and enhance opportunities for sustainable sports fish angling and game bird hunting.

The Conservation Act 1987, as amended by the Conservation Law Reform Act 1990, outlines the particular functions of Fish and Game Councils, which include:

- monitoring sports fish and game populations;
- monitoring the success and satisfaction of users;
- monitoring the condition and trend of ecosystems as habitats for sports fish and game;
- maintaining and improving access;
- maintaining and enhancing the habitat of sports fish and game;
- formulating and establishing regulations and policies which ensure the maintenance of sports fish and game populations and the recreational experience;
- securing compliance with sports fish and game regulations;
- promoting recreational angling and game bird hunting;
- representing the interests of anglers and hunters in the statutory planning process;
- keeping anglers and hunters informed.

The Council's operations are based upon a national statement of purposes and priorities, a Sports Fish and Game Management Plan which sets long term goals and policies, and an annual Operational Work Plan, which sets out the specific work programme and budget.



## Structure - Council and Staff

The current Council comprises 12 Councillors, a Manager (retired June 2022) and a Chief Executive Officer (commenced May 2022) were responsible for the day to day operations and reports to the Council, and 11 other part and full time staff supported the Manager/CEO in delivering Council's objectives. An election was not required in October 2021 as the number of candidates for this Council did not exceed the 12 vacancies available.

### CHAIRMAN

Ngahi Bidois 7 out of 7 meetings attended

### COUNCIL MEMBERS

	<u>Meeting Attendance</u>	Note
Ken Coombes	4	<i>Both 2018-2021 and 2021-2024 terms</i>
Murray Ferris	7	<i>Both 2018-2021 and 2021-2024 terms</i>
Lindsay Lyons	7	<i>Both 2018-2021 and 2021-2024 terms</i>
Debbie Oakley	7	<i>Both 2018-2021 and 2021-2024 terms</i>
Geoff Thomas	3	<i>Both 2018-2021 and 2021-2024 terms</i>
Kevin Coutts	4	<i>2021-2024</i>
Mike Jarvie	5	<i>2021-2024</i>
Scott Nicol	4	<i>2021-2024</i>
Mark Sceats	6	<i>2021-2024</i>
Alan Simmonds	4	<i>2021-2024</i>
Jay Tapsell	4	<i>2021-2024</i>
Alan Baird	1	<i>2018-2021 term only</i>
Laurance Tamati	1	<i>2018-2021 term only</i>
Barry Roderick	2	<i>2018-2021 term only</i>
David Woolner	1	<i>2018-2021 term only</i>

*(One meeting of the 2018-2021 Fish and Game Council, one combined meeting of the 2018-2021 and 2021-2024 Fish and Game Council and five meetings of the 2021-24 Fish and Game Council were held during the year ended 31 August 2022).*

### STAFF

Andy Garrick <b>Manager</b> <i>1 September 2021 – 5 June 2022</i>	Arash Alaeinia <b>Chief Executive Officer</b> <i>23 May 2022 – 31 August 2022</i>	Kate Thompson <b>Office Manager</b>
Matt McDougall <b>Senior Fish &amp; Game Officer</b>	Eden Mutton <b>Hatchery Assistant</b>	Nerida Evans <b>Office Administrator</b>
<b>Fish and Game Officers</b> Anthony van Dorp Matt Osborne Lloyd Gledhill	John Meikle Mark Sherburn	Eben Herbert Nigel Simpson

### Offices

The Council office is located at the Trout Hatchery, Paradise Valley Road, Ngongotaha, Rotorua.

**Main Sources of Cash and resources**

Eastern Fish and Game Council derives revenue through the sale of fish and game licences, interest, sale of fish product, contracts, rentals, grants and miscellaneous sales.

**Format of the Statement of Service Performance**

This report is structured to allow evaluation of all the projects planned at the commencement of the 2021-2022 work year. The work programme is based around eight outputs and one input. Within each of these functional areas the Statement of Service Performance provides summary details of the resources that were anticipated to be required, along with the actual results for the year. In addition, the performance standard for each project is listed along with a description of the result that was achieved.

## **EASTERN FISH AND GAME COUNCIL**

### **STATEMENT OF FINANCIAL RESPONSIBILITY FOR THE YEAR ENDED 31 AUGUST 2022**

30 November 2022

The Council and Management of the Eastern Fish and Game Council accepts responsibility for the accuracy of, and judgements used in the preparation of the following Performance Report, and the establishment and maintenance of systems of internal control designed to provide reasonable assurance of the integrity and reliability of financial reporting, and for any end-of-year performance information provided by the Eastern Fish and Game Council under section 19A of the Public Finance Act 1989, regardless of whether that information is included in the Council's Performance Report.

In our opinion, the information set out in the following statements and attached notes to these statements fairly reflects the financial performance and service performance of the Eastern Fish and Game Council, for the year ended 31 August 2022 and its financial position as at that date.



**Arash Alaeinia**  
**Chief Executive Officer**

**EASTERN FISH AND GAME COUNCIL**



**Ngahi Bidois**  
**Chairman**

**EASTERN FISH AND GAME COUNCIL**

# EASTERN FISH AND GAME COUNCIL

## STATEMENT OF SERVICE PERFORMANCE FOR THE YEAR ENDED 31 AUGUST 2022

### INTRODUCTION

As required under Section 26W(a) of the Conservation Law Reform Act 1990 and Section 45A of the Public Finance Amendment Act 2004 Fish and Game New Zealand, Eastern Region has prepared the following Statement of Service Performance for the 2021 - 2022 financial year.

### Mission Statement

To maintain and enhance opportunities for sustainable sports fish angling and game bird hunting.

### Main Sources of Cash and resources

Eastern Fish and Game Council derives revenue for funding its operations from various sources.

- a) Sale of Fish and Game Bird licences (85.2%)
- b) Rentals and grazing (4.0%)
- c) Sale of fish and product (primarily to Fish & Game regions) (4.4%)
- d) Other (includes but not limited to Fishing Competitions, Habitat fees, fines, asset revaluation) (1.5%)
- e) Contract work (2.3%)
- f) Grants/donations/sponsorships/diversions (1.4%)
- g) Interest (1.2%)



**Total Revenue \$1,504,122**

We applied these funds to achieve the goals as set out in the mission statement.

### Outcomes – Achievements

During the year Council completed a number of tasks for the benefit of anglers and hunters.

### Hatchery

We continued to resource the Hatchery operation producing 78,845 trout, which were released into the Rotorua lakes fishery and other fisheries within the North Island to supplement natural

recruitment and increase trout populations to provide increased success and a more enjoyable fishing experience for anglers.

**Waterfowl Monitoring**

Monitoring programmes are undertaken during the year which are required to assess productivity, survival, and harvest of gamebirds to set appropriate Game Bird season conditions in order to maintain sustainable populations of game bird species for hunters now and in the future.

**Angler and Hunter Participation**

We continue to maintain and enhance access to the fish and game resource and inform hunters and anglers of opportunities for fishing and hunting in the Eastern Fish & Game Region.

**Sports Fish and Game Bird Habitat Protection**

We represented Fish & Game interests and the aspirations of anglers and hunters in resource management processes and strategies, advocating for and making submissions on behalf of anglers and hunters where their recreational interests could be impacted.

**Compliance**

We carried out compliance checks to monitor compliance with angling and hunting regulations and took enforcement action where considered necessary. A high level of compliance is necessary to support sports fish and game bird populations and to ensure that all users contribute to the resource.

**License System**

A readily accessible licensing system is available online and through Fish & Game licence retailers.

More detailed information on actual targets and outputs for the year is recorded within the following pages and a summary of budget and actual expenditure for each output Area is provided below. The overhead expenses detailed in the Statement of Financial Performance have been allocated to each output area based on the proportion of staff time directly expended in each area.

**Summary Budget and Actual Expenditure for each output Area.**

Project Cluster	Budget			Actual		
	Total Expense	Income	Net Cost	Total Expense	Income	Net Cost
Species Management	\$585,155	\$64,500	\$520,655	\$670,531	\$67,505	\$603,026
Habitat Protection	\$244,487	\$16,324	\$228,163	\$223,441	\$18,603	\$204,838
Angler & Hunter Participation	\$148,036	\$8,150	\$139,886	\$119,116	\$6,625	\$112,491
Public Interface	\$57,165	\$0	\$57,165	\$30,795	\$0	\$30,795
Compliance	\$101,674	\$6,000	\$95,674	\$96,710	\$3,957	\$92,753
Licensing	\$76,546	\$1,248,868	-\$1,172,322	\$66,605	\$1,280,902	-\$1,214,297
Council	\$38,527	\$0	\$38,527	\$32,623	\$0	\$32,623
Planning & Reporting	\$84,422	\$0	\$84,422	\$51,466	\$0	\$51,466
<b>Total Outputs</b>	<b>\$1,336,012</b>	<b>\$1,343,842</b>	<b>-\$7,830</b>	<b>\$1,291,287</b>	<b>\$1,377,592</b>	<b>-\$86,305</b>
Administrative						
Income/Expense	\$70,604	\$70,604	\$0	\$114,645	\$114,645	\$0
Levies, Asset revaluation, Interest	\$134,951	\$2,797	\$132,154	\$137,019	\$11,885	\$125,134
	<b>\$1,541,567</b>	<b>\$1,417,243</b>	<b>\$124,324</b>	<b>\$1,542,951</b>	<b>\$1,504,122</b>	<b>\$38,829</b>



## SPECIES MANAGEMENT

### Goal

*To manage sustainable populations of sports fish and game bird species to provide for recreational harvest.*

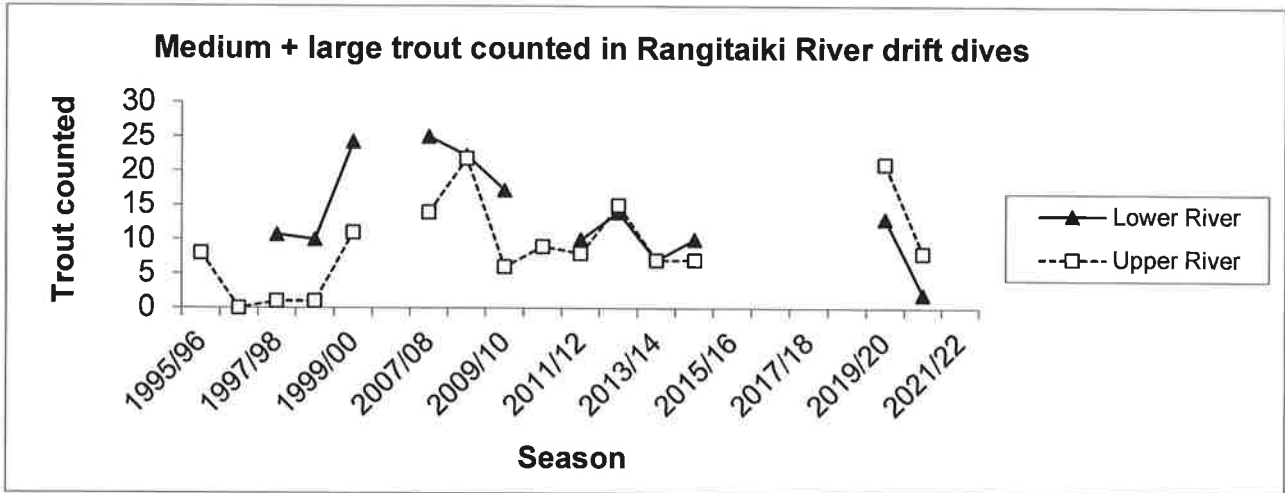
### SUMMARY OF RESOURCES

Code	Project Cluster	Budget			Actual		
		Total Expense	Income	Net Cost	Total Expense	Income	Net Cost
1110	Species Monitoring	\$184,843	\$8,000	\$176,843	\$198,714	\$2,000	\$196,714
1120	Harvest Assessment	\$56,526	\$0	\$56,526	\$61,678	\$0	\$61,678
1140	Hatchery Operations	\$316,034	\$56,500	\$259,534	\$390,651	\$65,505	\$325,146
1160	Releases	\$15,824	\$0	\$15,824	\$12,732	\$0	\$12,732
1170	Regulations	\$8,994	\$0	\$8,994	\$4,054	\$0	\$4,054
1180	Control	\$2,934	\$0	\$2,934	\$2,702	\$0	\$2,702
	Total	\$585,155	\$64,500	\$520,655	\$670,531	\$67,505	\$603,026

### 1110: Species Monitoring: Assess and monitor sports fish and game bird populations within the Eastern Region

Project and Objective	Performance Measure	Actual Result
<p><b>1111 River Fisheries Investigations</b> Investigate and monitor river fisheries.</p> <p>(i) Continue to drift dive/monitor the Rangitaiki and investigate other Eastern Region rivers in response to issues arising and/or availability of resources.</p> <p>(ii) Maintain and continue to promote our online 'angler diary' facility for anglers to record their efforts, the fish they catch, and any other observations they might wish to make; and provide feedback to participating anglers.</p> <p>(iii) Contribute to regional interagency biosecurity initiatives.</p>	<p><b>Report river fishery investigation results to Council by 31 July 2022.</b></p> <p><b>Provide overview of online diary use to Council by 31 August 2022.</b></p>	<p>(i) Rangitaiki River drift dive investigation undertaken 25 February 2022 however drift dive counts not completed due to poor visibility. Results reported to Council April 2022.</p> <p>(ii) Online diary maintained and promoted with 16 river/stream/channel records entered between 1 September 2021 and 31 August 2022. This overview was unable to be provided to Council by 31 August 2022.</p> <p>(iii) Liaised with regional aquatic pest group October 2021 and March 2022.</p>





Graph 1: Rangitaiki River drift dive trout counts

<b>Project and Objective</b>	<b>Performance Measure</b>	<b>Actual Result</b>
<p><b>1112 Datawatch</b> Monitor Eastern Region lake fisheries using the “Datawatch” tagging programme to assess trout growth.</p>	<p><b>Tag and release 7,500 fish. Report on tag returns to each meeting of Council.</b></p>	<p>(i) 7,000 data watch tagged fish released into Rotorua lakes. (ii) 532 tags returned by anglers and 10 free licences distributed to lucky draw winners. (iii) Reported bi-monthly to Council.</p>
<p><b>1113 Lake Waikaremoana</b> Monitor data collection and maintain Lake Waikaremoana water quality buoy; undertake periodic creel surveys and monitoring of key spawning tributaries.</p>	<p><b>Report activities to the following meeting of Council. Submit report on creel survey and spawning tributary monitoring programme to April 2022 meeting of Council.</b></p>	<p>Water quality monitoring buoy status reported to Council bi-monthly. 2021 winter creel survey and spawning tributary monitoring undertaken June, July, and August 2022. Report not presented to Council.</p>
<p><b>1114 Lake Tarawera</b> (i) Monitor Lake Tarawera spawning tributaries including the Tarawera Outlet, Te Wairoa and Wairua Streams. (ii) Extend investigation into aquatic food webs and factors affecting the size, condition and growth of</p>	<p><b>Report spawning survey observations to the following meeting of Council, and the results of other investigations by 31 August 2022.</b></p>	<p>(i) Four Tarawera Outlet drift dives completed, and Te Wairoa trapping data reported to Council bi-monthly during the trapping season. Escapement count conducted in Wairua Stream in August 2022. (ii) Cawthron food web</p>

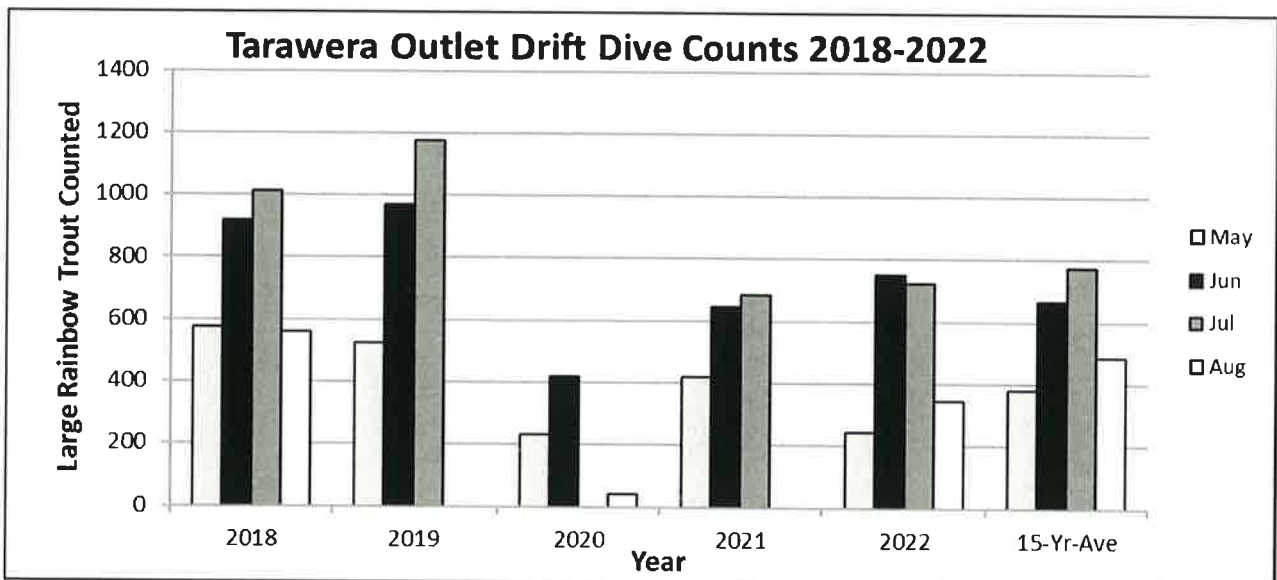




<p>trout on Lake Tarawera subject to resources being available to do so, and maintain twice yearly acoustic smelt monitoring transect programme (including processing of data collecting to date).</p>		<p>research sample collection completed November 2019. Cawthron reporting still underway. Year 4 sampling for Tarawera acoustic smelt programme undertaken November 2021 and May 2022.</p>
--	--	--


Table 1: Wairua Stream mouth angling data records

Angling Data	2021-22	2020-21	2019-20	2018-19	2017-18
Total Hours recorded	45.5	53.5	9	36	54.2
Avg Catch rate (fish/hr)	0.75	0.42	0.00	0.07	0.36
Avg Length (mm)	474	418	-	515	462
Avg Weight (kg)	1.23	0.97	-	1.90	1.71
Avg Condition Factor	39.07	48.51	-	51.12	45.93



Graph 2: Tarawera Outlet drift dive trout counts

Project and Objective	Performance Measure	Actual Result
<p><b>1115 Other Lake Fisheries Investigations</b>                      (i) Contribute to research on other lake fisheries including projects associated with water quality.                      (ii) Continue to operate the</p>	<p><i>Provide research updates and Ngongotaha trap results to each meeting of Council. Provide an overview of online diary use to Council by 31 August 2022.</i></p>	<p>(i) Presented monitoring report to BOPRC expert Fisheries Panel on Ohau Channel November 2021.                      (ii) Ngongotaha trap run monitored and reported to Council</p>





<p>Ngongotaha Stream trap. (iii) Maintain and continue to promote our online 'angler diary' facility for anglers to record their efforts, the fish they catch, and any other observations they might wish to make; and provide feedback to participating anglers.</p>		<p>bi-monthly. (iii) Online diary maintained and promoted with 44 lake fishery records entered between 1 September 2021 and 31 August 2022. Reported to Council bi-monthly.</p>
---	--	---

Table 2: Ohau Channel creel survey results, post diversion wall construction

Season	12-13	13-14	14-15	15-16	16-17	17-18	18-19	19-20	20-21	21-22
Ave. angler catch rate	0.23	0.38	0.32	0.38	0.25	0.30	0.34	0.25	0.32	0.60
Ave. brown weight (kg)	2.68	3.75	2.93	2.83	3.26	2.86	2.47	3.05	2.77	2.36
Ave. rainbow weight(kg)	1.51	1.69	1.55	1.62	1.58	1.50	1.64	1.84	2.01	1.76
% of Anglers satisfied	3%	69%	33%	68%	67%	72%	58%	55%	73%	83%

Catch rate = fish/hr

Table 3: Ngongotaha Stream trap run annual summary

Month	Trap Nights	Tot RT Caught	Tot BT Caught	%BT	Avg RT Length	Avg RT Weight	Avg BT Length	Avg BT Weight
Sep 21	-	-	-	-	-	-	-	-
Oct 21	-	-	-	-	-	-	-	-
Nov 21	-	-	-	-	-	-	-	-
Dec 21	8	24	541	96%	506	1.63	580	2.95
Jan 22	4	3	4	57%	485	1.50	575	2.46
Feb 22	-	-	-	-	-	-	-	-
Mar 22	4	21	4	16%	484	1.55	580	2.80
Apr 22	3	1	31	97%	580	2.20	586	2.64
May 22	4	4	23	85%	486	1.49	571	2.53
Jun 22	-	-	-	-	-	-	-	-
Jul 22	-	-	-	-	-	-	-	-
Aug 22	6	25	3	11%	497	1.62	598	3.12
<b>Year</b>	<b>29</b>	<b>78</b>	<b>606</b>	<b>89%</b>	<b>506</b>	<b>1.67</b>	<b>582</b>	<b>2.75</b>

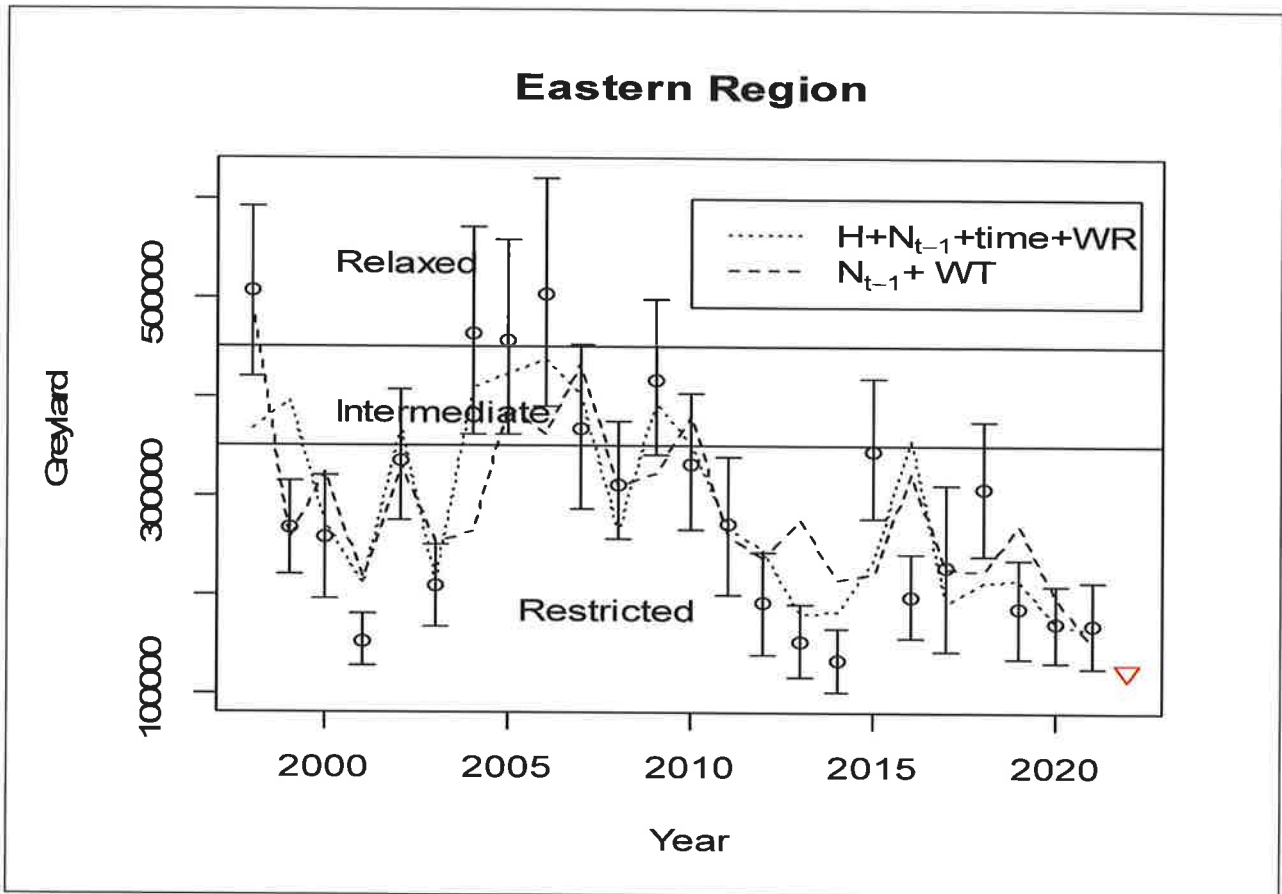
RT = Rainbow Trout, BT = Brown Trout, Length in mm, Weight in kg

Project and Objective	Performance Measure	Actual Result
<p><b>1116 Waterfowl Monitoring</b> (i) Monitor black swan and paradise shelduck populations within the Eastern Region using aerial trend counts. (ii) Investigate productivity, survival, harvest and</p>	<p><b>(i) Report interim results to the February 2022 Council meeting and provide a full report detailing the status of these populations by 31 August 2022.</b> <b>(ii) Provide final reports</b></p>	<p>(i) Paradise shelduck and black swan counts completed, interim progress reported 25 January 2022. Full report completed 28 March 2022. Presented to Council</p>



<p>movements of greylards by conducting brood counts and undertaking trapping and banding programmes; co-ordinate and participate in the national shoveler monitoring programme.</p>	<p><i>for the 2020-2021 year by 31 October 2021 and report interim results for the 2021-2022 year to the February 2022 Council meeting. The reports will compare measures of productivity for greylards with previous years where it is possible to do so.</i></p>	<p>in April 2022 PFI.</p> <p>(ii) Mallard and grey duck population estimates provided to Council in November 2021 agenda paper. Banding completed February 2022.</p> <p>(iii) A series of annual duck brood counts were undertaken within the coastal Bay of Plenty drainage network during October and November 2021. Results reported for Council information in November 2021.</p> <p>(iv) 2021 shoveler census report presented to Council November 2021. 2022 National shoveler census conducted 8 August 2022 and draft report emailed 17 September 2022 to all Fish &amp; Game Regions.</p>
<p><b>1117 Botulism</b> Monitor avian botulism outbreaks and minimise these by whatever practical means are available.</p>	<p><i>Report incidents to the following meeting of Council.</i></p>	<p>One minor outbreak on Lake Rotorua about 10 mallard and swan picked up on two different occasions.</p>





Graph 3 Estimated mallard and grey duck population (mean  $\pm$ 95% CI; circles and error bars) in the Eastern Region 1998–2021. The dotted line represents the mallard population as a function of harvest, the previous years mallard population size and winter rainfall. The dashed line represents mallard population size as a function of the previous years population size and winter temperature. The red nabla (upside down triangle) is the weighted prediction (both models) of 2022 mallard and grey duck population.

Table 4: Aerial trend count estimate of annual change (20 year population trend) and last two years' count totals for sub regional management areas

Area	Paradise Shelduck			Black Swan		
	% Change	Total 2022	Total 2021	% Change	Total 2022	Total 2021
A1	-12.9%	6,364	7,471	0.1%	9,806	6,543
A2	6.4%	2,231	2,494	-0.2%	1,623	1,874
B1	-6.7%	3,796	3,357	-1.1%	331	296
B2	-3.2%	1,782	2,364	0.1%	413	594

Trend of 0.00 = no change, trend < 10.0 is decline, trend > 10.0 is increase.

Project and Objective	Performance Measure	Actual Result
<b>1118 Game Bird Research</b> (i) Review and refine if appropriate, the five year strategic research and management work plan for	<b>Report findings and submit revised work plan if relevant to Council by 31 August 2022.</b>	(i) National Mallard Research initiatives on hold and consequently no input required from Eastern Region staff.



greylards. (ii) Review and refine if appropriate, the modelling approach used to support regulation setting.		(ii) Investigated predictive models to assist with setting of game season regulations for mallards (see Graph 3). Reported to Council November 2021.
<b>1119 Upland Game Assessments</b> Continue upland game population monitoring programme in Kaingaroa.	<b>Report outcomes to the following meeting of Council.</b>	Pheasant call counts were undertaken in Kaingaroa Forest in November 2021. Results reported to Council November 2021.

**1120: Harvest Assessment: Assess angler and hunter activity and related harvest**

<i>Project and Objective</i>	<i>Performance Measure</i>	<i>Actual Result</i>
<b>1121 Lake Fisheries Creel Surveys</b> Review and refine approach to annual angler creel monitoring surveys assessing angler catch and satisfaction from key Rotorua lakes (Okataina, Rotoiti, Tarawera), and implement. Extend summer creel surveys to Rotoma, Rotoehu, Okareka and/or Rerewhakaaitu to the extent this can be accommodated without compromising effort on the key lakes.	<b>Report on the 2021-2022 summer creel surveys by 31 August 2022.</b>	(i) Winter Creel not undertaken during 2021-22 Season. (ii) 621 anglers surveyed during the 2021-22 summer surveys. Surveys only undertaken on key lakes. Report presented to Council August 2022.

Table 5: Winter Creel Survey summary results

Lake	% Anglers satisfied of those who responded			Avg Fish Length (mm)			Avg Fish Weight (kg)		
	2021	2020	2019	2021	2020	2019	2021	2020	2019
Tarawera	n/a	n/a	97%	n/a	n/a	537	n/a	n/a	1.88
Rotoiti	n/a	n/a	93%	n/a	n/a	596	n/a	n/a	3.07
Okataina	n/a	n/a	100%	n/a	n/a	584	n/a	n/a	2.16

Table 6: Summer Creel Survey summary results

Lake	% Anglers satisfied of those who responded			Avg Fish Length (mm)			Avg Fish Weight (kg)		
	21-22	20-21	19-20	21-22	20-21	19-20	21-22	20-21	19-20
Tarawera	96%	93%	89%	512	508	509	1.54	1.47	1.48
Rotoiti	93%	92%	100%	539	530	539	2.04	1.91	2.04
Okataina	100%	100%	100%	535	531	531	1.72	1.67	1.84
Rotorua	97%	100%	97%	457	446	447	1.11	1.16	1.06

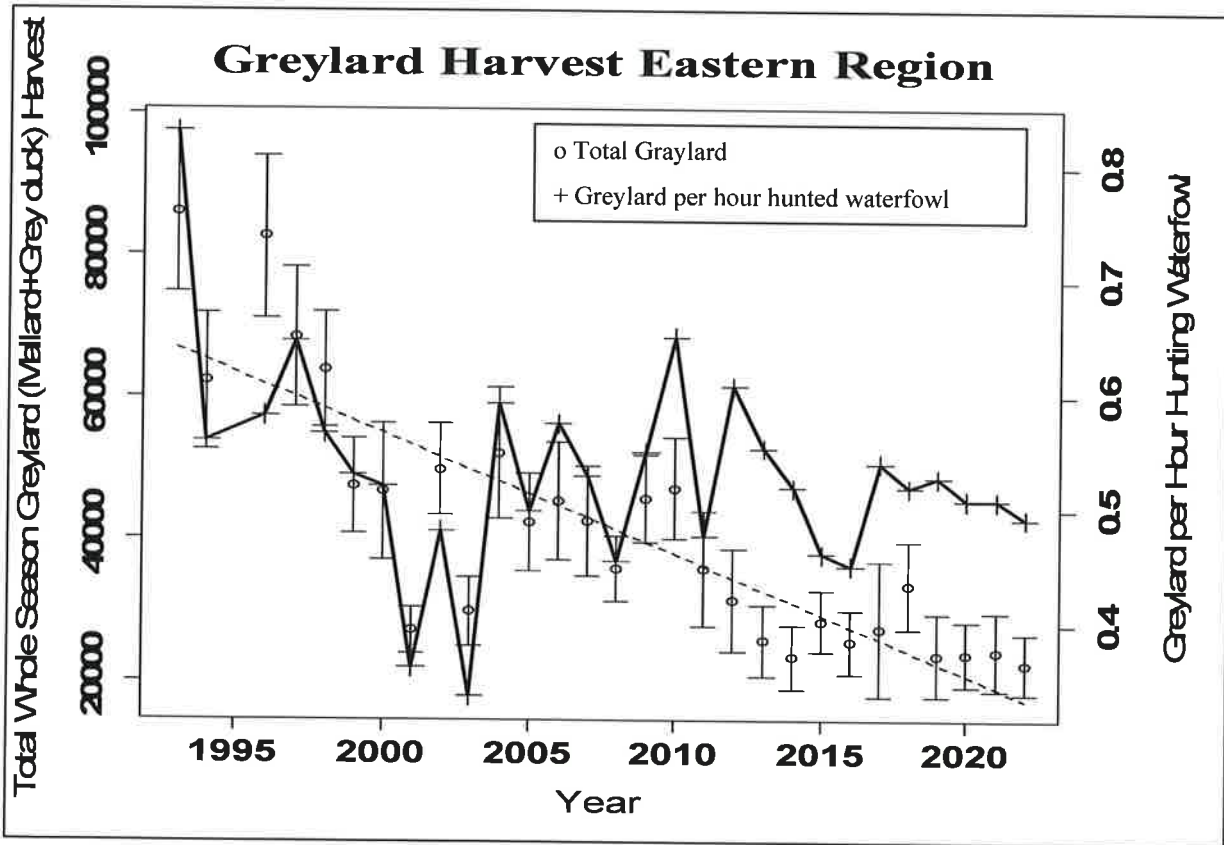


<i>Project and Objective</i>	<i>Performance Measure</i>	<i>Actual Result</i>
<b>1122 Opening Day Angler Survey</b> Monitor opening day catch from Rotorua lakes fisheries to assess characteristics of the catch.	<b>Present report to Council by 30 April 2022.</b>	Survey completed with 695 anglers surveyed. Report presented to Council April 2022.

Table 7: Opening Day Survey, trout caught summary details

Lake	Avg 2yr old length (mm)			Avg 2yr old weight (kg)			Avg 2yr old condition factor		
	21-22	20-21	19-20	20-21	20-21	19-20	20-21	20-21	19-20
Tarawera	504	479	500	1.46	1.26	1.45	40.84	41.15	42.22
Rotoiti	508	506	504	1.68	1.70	1.63	45.40	47.32	45.75
Okataina	508	506	503	1.55	1.56	1.61	42.46	43.61	45.85

<i>Project and Objective</i>	<i>Performance Measure</i>	<i>Actual Result</i>
<b>1123 Game Bird Hunter Survey</b> Assess the harvest of game birds by hunters and hunter effort during the 2022 season. Include in the survey an assessment of the special season for pukeko and black swan in February 2022.	<b>Present the results of the 2021 game season hunter surveys to Council by 30 November 2021. Complete the 2022 game bird hunter surveys by 31 August 2022.</b>	2021 Game bird hunter survey results presented to October 2021 meeting of Council. 2022 game bird hunter surveys completed in August 2022.



Graph 4: Eastern Region greyland (mallard & grey duck) harvest (mean ± 95% CI) from 1993 to 2022. The solid line (and + symbol) represents greyland per hour hunting waterfowl.






**1140: Hatchery: Produce sufficient trout to meet the stocking requirements of the Eastern Region of Fish & Game New Zealand, as well as other Fish & Game Regions**

<i>Project and Objective</i>	<i>Performance Measure</i>	<i>Actual Result</i>
<p><b>1141 Operate Hatchery</b></p> <p>(i) Produce quality fish for stocking of Eastern Region lakes and supplying the needs of other Fish &amp; Game regions.</p> <p>(ii) Make progress towards having the capacity to produce 100+ trophy trout/annum for release in conjunction with fishery promotions.</p> <p>(iii) Complete revision where necessary of the hatchery manual and contingency provisions in the event of emergencies.</p> <p>(iv) Control shags disturbing rearing ponds.</p>	<p><b>(i) Produce c. 70,000 fish including 50+ trophy fish to meet Eastern Region requirements and regional orders.</b></p> <p><b>(ii) Capacity available for producing 100+ trophy fish/annum.</b></p> <p><b>(iii) Incorporate further updates to manual and emergency contingency measures if required by 31 August 2022.</b></p> <p><b>(iv) Provide a record of Black shags (<i>Phalacrocorax carbo novaehollandiae</i>) and Little shags (<i>Phalacrocorax melanoleucos brevirostris</i>) destroyed on the property.</b></p>	<p>(i) 78,845 fish were produced and liberated or distributed for the period.</p> <p>(ii) Liberations reported to following meeting of Council.</p> <p>(iii) Capacity to produce trophy fish significantly increased but 100+ fish/annum unlikely to be achieved with existing facilities.</p> <p>(iv) First draft hatchery manual completed 15 August 2021.</p> <p>(v) Four black shags and four little shags were destroyed on the hatchery property.</p>
<p><b>1142 Hatchery Maintenance</b></p> <p>Maintenance of hatchery facilities.</p>	<p><b>Report activities to the following meeting of Council.</b></p>	<p>Activities were reported to following meeting of Council.</p>

*Table 8: Trout liberations in the Eastern Region*

Water	Date	Mark	Tag	Species	Age Class	Modal	Number
McLaren	12/04/2022			RT	3+	5kg	25
McLaren	19/10/2021			RT	3+	5kg	25
McLaren	19/10/2021	Lp	S16	RT	1+	180	1,000
McLaren	19/10/2021	Lp	S16	BT	1+	200	500
Ngahewa	16/11/2021	Lp		RT	1+	200	200
Ngapouri	16/11/2021	Lp		RT	1+	200	500
Okareka	18/05/2022	RpAd		RT	1+	170	2,000
Okareka	21/09/2021	Lp	G21	RT	1+	180	500
Okareka	21/09/2021	Lp		RT	1+	180	1,500
Okaro	15/11/2021	Lp		RT	1+	200	500
Okataina	11/05/2022	RpAd	22 O	RT	1+	170	500



Eastern Fish and Game Council

Water	Date	Mark	Tag	Species	Age Class	Modal	Number
Okataina	27/04/2022	RpAd		RT	1+	170	250
Okataina	15/03/2022	RpAd		RT	1+	180	250
Okataina	12/10/2021	Lp		RT	1+	180	750
Okataina	10/09/2021	Lp		RT	1+	180	750
Okataina	10/09/2021	Lp	E21	RT	1+	180	500
Putere Lakes	5/04/2022	RpAd		RT	1+	180	500
Rerewhakaaitu	27/05/2022	RpAd		RT	1+	170	2,500
Rerewhakaaitu	22/09/2021	Lp	I21	RT	1+	180	500
Rerewhakaaitu	22/09/2021	Lp		RT	1+	180	2,500
Rotoehu	12/05/2022	RpAd		RT	1+	170	1,500
Rotoehu	23/09/2021	Lp	C21	RT	1+	180	500
Rotoehu	23/09/2021	Lp		RT	1+	180	1,500
Rotoiti	10/05/2022	RpAd		RT	1+	170	5,000
Rotoiti	10/05/2022	RpAd	22R	RT	1+	170	500
Rotoiti	20/04/2022	RpAd		RT	1+	170	5,000
Rotoiti	16/03/2022	RpAd		RT	1+	180	4,000
Rotoiti	10/02/2022	Ad	N22	RT	1+	190	500
Rotoiti	10/02/2022	Ad		RT	1+	190	500
Rotoiti	13/10/2021	Lp		RT	1+	190	6,500
Rotoiti	15/09/2021	Lp	B21	RT	1+	180	500
Rotoiti	15/09/2021	Lp		RT	1+	180	6,500
Rotoma	19/05/2022	RpAd		RT	1+	170	2,000
Rotoma	19/05/2022	RpAd		Tiger	1+	190	715
Rotoma	5/10/2021	Lp	D21	RT	1+	180	500
Rotoma	5/10/2021	Lp		RT	1+	180	2,000
Tarawera	9/05/2022	RpAd	22T	RT	1+	170	500
Tarawera	9/05/2022	RpAd	BBB	RT	1+	200	500
Tarawera	21/04/2022	RpAd		RT	1+	170	1,000
Tarawera	15/03/2022	RpAd		RT	1+	180	1,000
Tarawera	9/02/2022	Ad	X22	RT	1+	190	500
Tarawera	9/02/2022	Ad		RT	1+	190	1,000
Tarawera	27/10/2021	Lp		RT	1+	190	500
Tarawera	12/10/2021	Lp		RT	1+	190	2,000
Tarawera	9/09/2021	Lp	H21	RT	1+	180	500
Tarawera	9/09/2021	Lp		RT	1+	180	3,000
Tikitapu	11/08/2022	Ad		RT	1+	180	300
Tikitapu	11/08/2022	Ad		Brook	1+	150	510
Tuai	6/12/2021	Lp		BT	1+	190	200
Tuai	6/12/2021	Lp		RT	1+	200	500



<i>Project and Objective</i>	<i>Performance Measure</i>	<i>Actual Result</i>
<b>1143 Te Wairoa Trap</b> (i) Operate Te Wairoa trap to obtain suitable brood stock and collect sufficient ova to sustain the hatchery programme.	<b>Report the results of the trapping programme to each meeting of Council during the period April to August 2022.</b>	(i) The Te Wairoa trap was operated and 404,705 ova were collected from 83 crosses. (ii) Reported to Council bi-monthly during the trapping season.

Table 9: Te Wairoa trap summary

<b>Fish details</b>	<b>2021-22</b>	<b>2020-21</b>	<b>2019-20</b>	<b>2018-19</b>	<b>2017-18</b>
<b>Total fish trapped</b>	2651	2312	1,245	2,757	2,122
<b>Average Length (mm)</b>	553	537	549	549	532
<b>Average Weight (kg)</b>	2.09	1.95	1.89	2.09	1.86
<b>Wild % in run</b>	26.9	38.0	23.0	26.8	29.5

**1160: Releases: Transfer and release sports fish and game birds to augment populations within the region**

<i>Project and Objective</i>	<i>Performance Measure</i>	<i>Actual Result</i>
<b>1161 Sports Fish Liberations</b> Fin clip, tag, transfer, and release hatchery reared trout in accordance with regional stocking strategies.	<b>Report liberations to the following meeting of Council.</b>	Liberations reported to the following meeting of Council.

**1170: Regulations: Develop regulations to ensure that harvest of sports fish and game birds is within sustainable limits**

<i>Project and Objective</i>	<i>Performance Measure</i>	<i>Actual Result</i>
<b>1171 Sports Fish Regulations</b> Contribute to the maintenance of sports fish resources by conducting the biennial full review of the annual Anglers Notice and recommending amendments to it if required for the 2022-2023 season.	<b>Recommend fishing season conditions for the 2022-2023 Anglers Notice by 30 June 2022.</b>	Anglers notice process completed at June 2022 Council Meeting. Recommendations sent to NZ Council 16 June 2022.
<b>1172 Game Bird Regulations</b> Maintain game bird resources via the development of annual game season conditions.	<b>Recommend game season conditions for the 2022 season to the NZ Council by 31 January 2022.</b>	Recommended Game Season Conditions sent to NZ Council 28 January 2022.
<b>1173 Game Bird Authorities</b> Provide input to Department of Conservation (DOC) permitting processes to capture, hold, breed and release game birds, and	<b>Report activities to the following meeting of Council.</b>	No requests to provide input to permitting processes or authorities to hold, capture or release game birds were received from DOC, nor





provide input to national Fish & Game initiatives to obtain authorities or delegations from DOC to administer all related matters pertaining to Schedule 1 Wildlife Act game species.		was there any requirement or request to provide input to national Fish & Game initiatives of this nature.
<b>1174 Upland Game Properties</b> Monitor any upland game properties operating under Schedule 1 of the Wildlife Act, liaise with the operators and review annual operating registers.	<b>Report activities of upland game properties to Council by 30 November 2021.</b>	Nothing to report to Council as no upland game properties operating under Schedule 1 this year.

**1180: Game Bird Control: Minimise significant damage caused by game birds to private land**

<i>Project and Objective</i>	<i>Performance Measure</i>	<i>Actual Result</i>
<b>1181 Game Bird Control</b> Reduce damage to crops or pasture from unwanted aggregations of game birds by assisting landowners and utilising the efforts of game bird hunters wherever practical.	<b>Maintain permit database and report on the number of permits issued annually in the year end Performance Report.</b>	29 permits were issued to 23 landowners. All requests were dealt with in a timely manner.

*Table 10: Permits issued to disturb game birds by species (23 landowners)*

<b>Species</b>	<b>Permits Issued</b>
Black Swan	2
Paradise Shelduck	14
Mallard duck	1
Pukeko	10
Ring necked pheasant	2
<b>Total</b>	<b>29</b>



## SPORTS FISH AND GAME BIRD HABITAT PROTECTION AND MAINTENANCE

### Goal

*To manage, maintain, and enhance sports fish and game bird habitat to maximise recreational opportunities for anglers and hunters.*

### SUMMARY OF RESOURCES

Code	Project Cluster	Budget			Actual		
		Total Expense	Income	Net Cost	Total Expense	Income	Net Cost
1210	RMA	\$95,686	\$0	\$95,686	\$104,628	\$0	\$104,628
1220	Works & Management	\$81,161	\$12,150	\$69,011	\$77,187	\$12,081	\$65,106
1230	Assisted Habitat	\$62,771	\$4,174	\$58,597	\$41,555	\$6,522	\$35,033
1240	Assessment	\$4,869	\$0	\$4,869	\$71	\$0	\$71
Total		\$244,487	\$16,324	\$228,163	\$223,441	\$18,603	\$204,838

**1210: Resource Management Act: Effectively represent Fish & Game interests and the aspirations of anglers and hunters in resource management processes and strategies by advocating for sports fish and game bird habitat values, angling, and hunting values in statutory and non-statutory planning processes.**

<i>Project and Objective</i>	<i>Performance Measure</i>	<i>Actual Result</i>
<p><b>1211 RMA Planning</b></p> <p>(i) Review regional plans, policies and strategies and advocate for decisions and conditions that provide for sports fish and game bird interests and the interests of anglers and hunters.</p> <p>(ii) Collaborate with other regional Fish &amp; Game statutory advocacy staff, and contribute to national Fish &amp; Game initiatives and processes associated with legislative reform and litigation.</p> <p>(iii) Contribute to the improvement of water quality in the Rotorua lakes via collaborative processes, research, and fishery and</p>	<p><b>Report activities to each meeting of Council.</b></p>	<p>(i) All activities reported to Council bi-monthly.</p> <p>(ii) Collaborated with other regional staff on various national processes.</p> <p>(iii) Involved in statutory and non-statutory planning processes with District/Regional Councils as shown in Table 11.</p>



<p>angler monitoring.</p> <p>(iv) Minimise effects on fisheries arising from activities aimed at improving water quality in the Rotorua lakes.</p> <p>(v) Continue to advocate for improved water quality in the Rangitaiki and Motu River catchments in particular.</p> <p>(vi) Make submissions on regional and district council planning documents to promote rules that facilitate game bird habitat enhancement.</p>		
<p><b>1212 Consent Applications</b> Review and respond to consent applications and advocate for decisions and conditions that provide for sports fish and game bird interests and the interests of anglers and hunters.</p>	<p><b><i>Report activities to each meeting of Council.</i></b></p>	<p>(i) All activities reported to Council bi-monthly.</p> <p>(ii) Summary of actions taken provided in Table 12.</p>

*Table 11: Meetings, hearings, appeals and/or mediations in which we have been involved*

<b>Authority</b>	<b>Process</b>
Bay of Plenty Regional Council	<ul style="list-style-type: none"> <li>• Rural and Environmental Sector Organisation Forum</li> <li>• Proposed Plan Change 9 (Withdrawn)</li> <li>• Consultation on the implementation of the NPSFM 2020 into the Regional Natural Resources Plan, and Regional Policy Statement</li> </ul>
National	<ul style="list-style-type: none"> <li>• NES – Wetland provisions</li> <li>• NES – Intensive Winter Grazing provisions</li> <li>• Essential Freshwater Work Programme – Freshwater Farm Plans, Stock Exclusion regulations</li> <li>• Keeping Fish and Game relevant in legislation</li> <li>• Wildlife Act review process</li> </ul>
Waikato Regional Council	<ul style="list-style-type: none"> <li>• Plan Change 1 – Healthy Rivers</li> </ul>



Table 12: Summary of Consent Applications received

Consent activity	Number of applications
No concerns letter	7
Section 95E3a approval	10
Opposed	2
<b>Total number of consents received</b>	<b>19</b>

**1220: Works and Management: Wildlife management reserves and other wetland reserves**

Project and Objective	Performance Measure	Actual Result
<p><b>1221 Reserves Management</b>                      Manage water levels and habitat in wildlife management reserves; advocate and maintain optimum conditions for waterfowl.</p> <p>(i) Implement, monitor, and refine if necessary, the annual maintenance strategy funded by game bird ballot holders' habitat management fees.</p> <p>(ii) Continue to implement wetland monitoring and maintenance programmes in the reserves (including water reticulation systems in Kaituna and Awaiti WMRs) in accordance with the five-year maintenance plan for the reserves.</p> <p>(iii) Continue to contribute to the design and implementation of habitat creation and enhancement within and adjoining the Kaituna WMR in conjunction with the Bay of Plenty Regional Council and Department of Conservation (DOC).</p> <p>(iv) In conjunction with the Department of Conservation, prepare and submit a joint global consent application enabling</p>	<p><b>Report activities to the following meeting of Council.</b></p>	<p>(i) \$5,934 received from ballot holder habitat enhancement fees. Funds not used due to National Environmental Standards – Wetlands (NES-W) rules appeal. Held over for 2022/23 year works.</p> <p>(ii) Annual mowing and complementary spraying programme to (i) above was completed. Water reticulation works and access track maintenance for Awaiti and Kaituna WMRs completed. Regular habitat and hydrology inspections in all critical wetlands.</p> <p>(iii) Final construction works completed and last plantings undertaken. Weir recalibrated to desired levels Contribution ongoing and reported to Council bi-monthly.</p> <p>(iv) Not completed as NES-W rules still under appeal. Project planned for 2022/23 year.</p>



<p>maintenance and enhancement activities to be undertaken in Bay of Plenty wetland reserves.</p>		
---	--	--

**1230: Assisted Habitat: Assist habitat enhancement by individuals and organisations and manage significant projects**

<i>Project and Objective</i>	<i>Performance Measure</i>	<i>Actual Result</i>
<p><b>1231 Respond to Landowner Requests for Assistance</b></p> <p>(i) Respond to all requests from hunters and landowners for advice on creating wetland habitat on non-public land. Make available information packages and services including land owner site visits and consent advice.</p> <p>(ii) Use rural media to encourage wetland enhancement on non-public land.</p>	<p><b>(i) Respond to all landowners' requests for advice and contribute to the development and/or enhancement of habitat that enhances waterfowl productivity and greylards in particular.</b></p> <p><b>(ii) Report activities to the following meeting of Council.</b></p>	<p>(i) Landowner information/advice provided to five landowners.</p> <p>(ii) Rural media not utilised due to ongoing appeals of NES-W rules.</p> <p>(iii) Reported to Council bi-monthly.</p>
<p><b>1232 Habitat Creation and Enhancement Projects</b></p> <p>(i) Encourage landowners to enhance the game bird habitat values of existing ponds in rural environments in accordance with a strategy developed to do this.</p> <p>(ii) Make at least two applications to external funding providers for habitat creation projects in the Eastern Region.</p> <p>(iii) Assist in wetland habitat creation and enhancement in the Waikato River catchment through WCEET trustee and project manager participation.</p> <p>(iv) Advocate for remedial</p>	<p><b>(i) Make at least two applications for external funding for an enhancement project.</b></p> <p><b>(ii) Report WCEET activities by 31 August 2022.</b></p> <p><b>(iii) Report activities to the following meeting of Council.</b></p>	<p>(i) Encouragement and assistance for rural landowners towards enhancement of stock ponds for development was put on hold due to NES-W rules appeal and the current rules presenting significant challenges and obstacles to wetland enhancement.</p> <p>(ii) One external funding application was made for a landowner to the NZ Game Bird Habitat Trust.</p> <p>(iii) Attended WCEET meetings and managed eight projects. Reported updates to August</p>



<p>works and/or enhancement of riparian/instream fisheries habitat and provide technical advice to projects instigated.</p> <p>(v) Advocate for more environmentally appropriate drain management practices with relevant agencies with the aim of enhancing habitat for dabbling ducks.</p>		<p>2022 Council meeting.</p> <p>(iv) Fishery instream habitat enhancement works undertaken in the Ngongotaha and Utohina streams and works undertaken in two Bay of Plenty rivers.</p> <p>(v) Advocacy for stream and drain enhancement undertaken included submissions made to BOPRC consent applications and engineers' meetings.</p> <p>(vi) All activities reported to Council bi-monthly.</p>
--	--	--

**1240: Assess and Monitor: Assess and monitor regional trends in significant habitat areas**

<i>Project and Objective</i>	<i>Performance Measure</i>	<i>Actual Result</i>
<p><b>1241 Monitor Waterfowl Habitats</b> Interact with Wetland Forum groups and/or other agencies compiling or updating wetland inventories.</p>	<p><b><i>Report activities to the following meeting of Council.</i></b></p>	<p>Participated in one Bay of Plenty Wetland Forum meeting.</p>





## ANGLER AND HUNTER PARTICIPATION AND SERVICES

### Goal

*To encourage angler and hunter participation while maintaining the quality of the recreational experience.*

### SUMMARY OF RESOURCES

Code	Project Cluster	Budget			Actual		
		Total Expense	Income	Net Cost	Total Expense	Income	Net Cost
1310	Access	\$58,173	\$0	\$58,173	\$55,307	\$0	\$55,307
1330	Newsletters	\$21,505	\$0	\$21,505	\$14,083	\$0	\$14,083
1340	Other Publications	\$4,975	\$0	\$4,975	\$2,537	\$0	\$2,537
1350	Training	\$56,658	\$7,750	\$48,908	\$41,171	\$5,747	\$35,424
1360	Club Relations	\$2,164	\$0	\$2,164	\$1,992	\$0	\$1,992
1370	Huts	\$4,561	\$400	\$4,161	\$4,026	\$878	\$3,148
	Total	\$148,036	\$8,150	\$139,886	\$119,116	\$6,625	\$112,491

### 1310: Angler and Hunter Access: To maintain and enhance access to the sports fish and game bird resources of the Eastern Region

Project and Objective	Performance Measure	Actual Result
<p><b>1311 Maintain and Enhance Access</b> Physical and legal access to angling and hunting opportunities.</p> <p>(i) Maintain angling tracks in the Ngongotaha and Waiteti Streams, and the Tarawera, Waioeka, Rangitaiki and Waikaretaheke Rivers.</p> <p>(ii) Improve access to the Whirinaki River and maintain and enhance access elsewhere as and when opportunities present.</p> <p>(iii) Investigate East Coast fisheries north of Gisborne and access to these as opportunity permits.</p> <p>(iv) Continue to advocate for improved access through plantation forests including</p>	<p><b>Report activities to the following meeting of Council.</b></p>	<p>(i) Access maintenance work carried out as required at all specified locations.</p> <p>(ii) New access points and tracks completed at Whirinaki River at Minginui.</p> <p>(iii) No investigations undertaken in East Coast fisheries north of Gisborne due to time constraints.</p> <p>(iv) Advocacy with landowners and forest managers for improved access undertaken.</p> <p>(v) Access issue register updated, and consultation, advice and liaison with Walking Access</p>



<p>Kaingaroa, and seek resolution in relation to the establishment of access to areas in which access to fish and game resources by licence holders has been unlawfully denied.</p> <p>(v) Make submissions to the Walking Access Commission, Overseas Investment Office, and Office of Treaty Settlements to ensure that provision is made for public access where appropriate.</p>		<p>Commission ongoing.</p> <p>(vi) Activities reported to Council bi-monthly.</p>
<p><b>1312 Signage</b> Maintain signs and enhance access through signage at key fishing and hunting access points. Maintain signage inventory databases.</p>	<p><i>Report activities to the following meeting of Council.</i></p>	<p>(i) Access signage maintained and improved, and database updated.</p> <p>(ii) Activities reported to Council at meeting following.</p>
<p><b>1313 Hunter Ballots</b> Allocate and manage balloted hunting stands in Fish &amp; Game managed Wildlife Management Reserves/wetlands.</p>	<p><i>Allocate balloted hunting stands.</i></p>	<p>Ballot draw completed, and hunters advised of hunting stands for the 2022 season.</p>

**1330: Newsletter, Licence holder communications: Effectively inform anglers and hunters of matters relating to Fish & Game and opportunities for increased participation**

<i>Project and Objective</i>	<i>Performance Measure</i>	<i>Actual Result</i>
<p><b>1331 Electronic Newsletters</b> Contribute text to and circulate newsletters (e-zines) to clubs and licence holders in accordance with national strategy (which is in the process of being reviewed but currently comprises three “Both Barrels” and nine “Reel Life” ezines.</p>	<p><i>Contribute to preparation of nationally co-ordinated electronic newsletters.</i></p>	<p>Eight ‘Reel Life’ and three ‘Both Barrels’ E-zine newsletters were produced and distributed.</p>
<p><b>1332 Fish &amp; Game Publications</b> Prepare articles for inclusion in two issues of Fish and Game</p>	<p><i>(i) Articles submitted to publisher in accordance with</i></p>	<p>(i) Three pages prepared and submitted in time for both the Fish &amp;</p>





<p>New Zealand to 2021 whole season game licence holders and 2021-2022 whole season fish licence holders. Prepare and distribute pre-season newsletters.</p>	<p><i>deadlines for mailout of game issue in April 2022, and fish issue in August 2022.</i> <i>(ii) Pre-season fish and game newsletters distributed.</i></p>	<p>Game game magazine supplement (3,178 recipients) and the fishing magazine supplement (7,705 recipients). (ii) No hard copy newsletters published this year but pre-season electronic newsletters sent out.</p>
<p><b>1333 Fish &amp; Game Website</b> Ensure Fish &amp; Game information including access maps on the Eastern Region website is maintained and regularly updated.</p>	<p><i>Report activities to the following meeting of Council.</i></p>	<p>(i) Numerous site updates were made to the Eastern Fish &amp; Game web page during the year. (ii) Reported to Council bi-monthly.</p>
<p><b>1334 Social Media</b> Continue to operate Twitter account and upload material to Facebook page and/or other platforms subject to any R3/national strategy developed prior to, or during the 2021-2022 OWP year.</p>	<p><i>Report activities to the following meeting of Council.</i></p>	<p>Regular posts were made to Facebook and Instagram. Licence holder enquiries are being received via social media.</p>

**1340: Informational Publications: Assist anglers and hunters to access the hunting and fishing opportunities of the Eastern Region**

<i>Project and Objective</i>	<i>Performance Measure</i>	<i>Actual Result</i>
<p><b>1341 Information Pamphlets</b> (i) Review and if necessary reprint pamphlets, address information deficiencies and use website and other forms of communication to make access and other information more readily available. (ii) Maintain stocks of information pamphlets with licence agents and other outlets throughout the region.</p>	<p><i>Report on activities to the following meeting of Council.</i></p>	<p>(i) New Waiau, Ruakituri, Hangaroa and tributaries brochure was created combining the old Ruakituri and Wairoa River catchment brochures. (ii) Brochure stocks maintained. (iii) Activities reported to Council at meeting following.</p>



**1350: Angler and Hunter Training: Encourage new participants to take up angling and hunting**

<i>Project and Objective</i>	<i>Performance Measure</i>	<i>Actual Result</i>
<p><b>1351 Junior Angler/Hunter Programmes</b></p> <p>(i) Operate the children’s fishing programme in conjunction with the Rotorua Anglers Association and invite participation from other clubs where appropriate.</p> <p>(ii) Continue to provide hunting access to Waewaetutuki Wetland for junior hunters.</p>	<p><b>(i) Provide sufficient two-year-old fish to support the fishing programme.</b></p> <p><b>(ii) Provide hunting opportunity at Waewaetutuki Wetland for up to 12 junior hunters.</b></p> <p><b>(iii) Report activities and participation to the following meetings of Council.</b></p>	<p>(i) Adequate stocks of fish remained as a result of last seasons event being cancelled due to Covid.</p> <p>(ii) Provided opportunity at Waewaetutuki Wetland for novice hunter programme.</p> <p>(iii) Implemented a “take a mate hunting” promo for hunting opening weekend.</p> <p>(iv) Activities reported to Council at meeting following.</p>
<p><b>1352 Angler/Hunter Training</b></p> <p>(i) Provide angler and hunter training information and make available novice hunter/angler starter packs.</p> <p>(ii) Conduct boat angling training seminar(s).</p> <p>(iii) Conduct adult beginner’s angling training seminar if sufficient interest available.</p> <p>(iv) Conduct kayak angling training seminar if sufficient interest available.</p> <p>(v) Support hunter education initiatives.</p>	<p><b>(i) Provide at least one boat angler information seminar and two other angler training seminars.</b></p> <p><b>(ii) Participate in the HUNTS programme for hunter training.</b></p>	<p>(i) Responded to requests for angler and hunter training information.</p> <p>(ii) A boat fishing seminar was held at Tarawera in January 2022.</p> <p>(iii) Assisted with one HUNTS course.</p>
<p><b>1353 Angler/Hunter Enquiries</b></p> <p>Respond to enquiries for information from anglers and hunters.</p>	<p><b>Provide information and respond to enquiries promptly.</b></p>	<p>Angler/hunter enquiries were responded to in a timely manner.</p>
<p><b>1354 Fishing Competitions</b></p> <p>Review applications to hold fishing competitions and grant permits where appropriate.</p>	<p><b>Respond to applications within five working days and report on permits granted to each meeting of Council.</b></p>	<p>Twenty eight fishing competition permits were granted within five days of receipt of application. Reported to Council bi-monthly.</p>



<p><b>1355 Western Bay of Plenty Fishery</b> Continue to promote the Lake McLaren trout fishery in the western Bay of Plenty in conjunction with ongoing releases of trophy sized trout into that system.</p>	<p><b><i>Report on activities to the following meeting of Council.</i></b></p>	<p>Liberations to Lake McLaren included 50 large trophy sized fish and continued with high numbers of yearling browns and rainbows including tagged fish.</p>
---	--	---

**1360: Club Relations: Maintain communications with Fish & Game related clubs**

<i>Project and Objective</i>	<i>Performance Measure</i>	<i>Actual Result</i>
<p><b>1361 Fish &amp; Game Club Communications</b> Maintain club register, attend club meetings, and provide periodic news updates to clubs as appropriate.</p>	<p><b><i>Attend at least five club meetings or other gatherings by 31 August 2022. Report activities to following meeting of Council.</i></b></p>	<p>Two club meetings or events were attended by staff and reported to following meeting of Council.</p>

**1370: Fish and Game Huts**

<i>Project and Objective</i>	<i>Performance Measure</i>	<i>Actual Result</i>
<p><b>1371 Fish &amp; Game Huts</b> Maintain Fish &amp; Game huts at Waikaremoana and Wairua.</p>	<p><b><i>Report maintenance activities to following meeting of Council.</i></b></p>	<p>Huts maintained as required. Activities reported to Council at meeting following.</p>



## PUBLIC INTERFACE

### Goal

*To maximise public awareness of the values associated with the sports fish and game bird resource, and support for the management role of Fish and Game New Zealand.*

### SUMMARY OF RESOURCES

Code	Project Cluster	Budget			Actual		
		Total Expense	Income	Net Cost	Total Expense	Income	Net Cost
1410	Liaison	\$4,869	\$0	\$4,869	\$2,845	\$0	\$2,845
1420	Communication	\$8,344	\$0	\$8,344	\$3,910	\$0	\$3,910
1440	Public Promotions	\$12,750	\$0	\$12,750	\$3,146	\$0	\$3,146
1450	Visitors/Education	\$31,202	\$0	\$31,202	\$20,894	\$0	\$20,894
	Total	\$57,165	\$0	\$57,165	\$30,795	\$0	\$30,795

#### 1410: Liaison: Avoid conflicts and maintain effective advocacy and liaison with statutory resource management agencies

Project and Objective	Performance Measure	Actual Result
<p><b>1411 Statutory Liaison and Political Awareness</b></p> <p>Maintain a structured liaison and advocacy programme with key agencies and individuals. Make submissions to senior Regional Council and DOC staff on significant regional matters. Engage in governor-governor meetings where appropriate. Engage with iwi groups and tribal authorities including Te Uru Taumatua, the Tuhoe Board, and Te Arawa Lakes Trust. Ensure political awareness of Fish &amp; Game activities and support for improved habitat performance.</p>	<p><b>(i) Manager to meet with senior Regional Council and DOC staff at least yearly. Manager and/or staff to attend Conservation Board meetings when matters need to be brought to attention of Board and/or topical issues are on the agenda.</b></p> <p><b>(ii) Manager to meet periodically with Te Uru Taumatua and/or the Tuhoe Board or tribal entities e.g. the Waikaremoana Tribal Authority, and Te Arawa Lakes Trust.</b></p> <p><b>(iii) Manager/ Councillors to visit electorate MPs as appropriate.</b></p> <p><b>(iv) Activities reported to following meetings of Council.</b></p>	<p>(i) Met with senior Bay of Plenty Regional Council and DOC managers and liaised with various staff as required.</p> <p>(ii) No Conservation Board meetings attended as nothing on Board agendas of relevance to Council nor matters needing to be brought to Conservation Boards within the Eastern Region.</p> <p>(iii) Eastern Fish &amp; Game staff made contact with Te Uru Matua staff at Waikaremoana on a number of occasions and invited Te Uru Taumatua and Te Arawa Lakes Trust to provide feedback on Eastern Fish &amp; Game's draft Anglers Notice and draft Operational Work Plan.</p>



		(iv) All activities reported to Council at meeting following.
--	--	---

**1420: Communication: Develop and maintain effective communication with the wider public, the media, stakeholders, and strategic allies**

<i>Project and Objective</i>	<i>Performance Measure</i>	<i>Actual Result</i>
<p><b>1421 Public Communications</b> To advocate the interests of anglers and hunters by maintaining effective communication with non-statutory groups or individuals including farmers, iwi and the general public.</p> <p>(i) Implement regional public awareness programme and identify and pursue marketing opportunities.</p> <p>(ii) Maintain a strong presence in public media.</p> <p>(iii) Engage and communicate with rural community and land owners. Develop/maintain relationships with groups such as Federated Farmers, Fonterra, and Dairy NZ.</p> <p>(iv) Engage with iwi. Develop/maintain formal relationships with key iwi groups within the region (e.g. Te Arawa), participate in Treaty Settlement processes that affect anglers and hunters, and explore possibilities for collaborative projects, e.g. providing opportunities for junior anglers.</p>	<p><b>(i) Contribute to national public awareness network.</b></p> <p><b>(ii) Manage website for effective licence holder communication and public awareness. Prepare and distribute at least 20 media press releases before 31 August 2022.</b></p> <p><b>(iii) Submit on Treaty Settlements affecting angler/hunter access and develop relationships with key iwi groups.</b></p> <p><b>(iv) Report activities to following meeting of Council.</b></p>	<p>(i) National Public awareness network has been inactive.</p> <p>(ii) Website managed to the extent it is currently possible for regional staff to do so, and Facebook and Instrgram accounts updated as required.</p> <p>(iii) Six media releases were prepared and distributed during the year.</p> <p>(iv) Collaborated with senior Dairy NZ staff in the production of technical guidelines relating to the construction of wetlands to treat farm runoff.</p> <p>(v) No requirement this year to liaise with Office of Treaty Settlements or lodge submissions in relation to proposed access provisions in any upcoming settlement(s).</p> <p>(vi) Activities reported to Council at meeting following.</p>





**1440: Promotions: Actively promote the work of Fish & Game with the wider public and the media**

<i>Project and Objective</i>	<i>Performance Measure</i>	<i>Actual Result</i>
<p><b>1441 Public Promotions</b> Enhance the profile of Fish &amp; Game NZ as the manager of sports fish and game birds, impart a greater understanding of what it does, and highlight the recreational opportunities available within the region. Seek external sponsorship for tagged fish event and pre game season promotional evening.</p>	<p><i>(i) Support national public awareness events.</i> <i>(ii) Prepare articles for angler/hunter magazines.</i> <i>(iii) Work with Destination Rotorua to raise the profile of the Rotorua lakes fisheries.</i> <i>(iv) Conduct a tagged fish event in February/March 2022.</i> <i>(v) Conduct a pre game season promotional event in April 2022.</i> <i>(vi) Report activities to following meeting of Council.</i></p>	<p>(i) Provided information to national public awareness initiatives. (ii) Prepared articles for magazines. (iii) Maintained connection with Destination Rotorua and i-SITE. (iv) A tagged trout promotion was not held this year. (v) Duck hunters night held at Paengaroa April 2022. (vi) Reported all activities to the Council meeting following.</p>

**1460: Visitors /Education: Educate the wider public on the role of Fish & Game New Zealand**

<i>Project and Objective</i>	<i>Performance Measure</i>	<i>Actual Result</i>
<p><b>1451 Education</b> (i) Educate people in sports fish and game bird management, and raise awareness of trout fishing and game bird hunting and the importance of protecting habitat for these and other species. (ii) Maintain use of the Ngongotaha hatchery and grounds as a means of promoting Fish &amp; Game to schools and the wider public.</p>	<p><i>(i) Conduct presentations to groups and provide conducted tours of the hatchery.</i> <i>(ii) Report activities to the following meeting of Council.</i></p>	<p>(i) One tour was carried out for the reporting period. (ii) Reported activities to the following meeting of Council.</p>
<p><b>1452 Maintenance and Enhancement of Grounds and Facilities</b> Maintain and enhance facilities for the education and benefit of visitors.</p>	<p><i>Report activities to the following meeting of Council.</i></p>	<p>Grounds and facilities maintained as required and activities reported to the following meeting of Council.</p>



## COMPLIANCE

### Goal

*To protect the sports fish and game bird resource and its user management through enforcement and education of legislative requirements.*

### SUMMARY OF RESOURCES

Code	Project Cluster	Budget			Actual		
		Total Expense	Income	Net Cost	Total Expense	Income	Net Cost
1510	Ranging	\$65,649	\$0	\$65,649	\$72,076	\$0	\$72,076
1520	Ranger Training	\$8,303	\$0	\$8,303	\$4,618	\$0	\$4,618
1530	Compliance	\$27,722	\$6,000	\$21,722	\$20,016	\$3,957	\$16,059
	Total	\$101,674	\$6,000	\$95,674	\$96,710	\$3,957	\$92,753

### 1510: Ranging: Maintain compliance with angling and hunting regulations through enforcement activities

Project and Objective	Performance Measure	Actual Result
<p><b>1511 Ranging</b> Maintain a high level of participant contact through enforcement and monitor compliance with licensing and season conditions.</p>	<p><b>Organise ranging activity to achieve 2,500 angler and hunter contacts. Aim for 95% compliance with legal requirements and season regulations from anglers and hunters contacted. Provide report to each meeting of Council.</b></p>	<p>(i) 2,273 angler/hunter contacts were made during ranging operations by staff and honorary rangers. Ranging was co-ordinated and undertaken across the region. Overall compliance rate of all persons checked was approximately 98.8%. 25 persons were dealt with for 32 separate offences (Table 14).</p> <p>(ii) Warrantless powers of entry and/or search (Sec 39 Wildlife Act 1953 and Sec 40 Conservation Act 1987) for entry to land were exercised on 9 occasions, all while carrying out game bird hunter ranging.</p> <p>(iii) All activities reported to council bi-monthly.</p>



**1520: Ranger Training: Ensure effective ranging across the region with suitably trained and resourced personnel**

<i>Project and Objective</i>	<i>Performance Measure</i>	<i>Actual Result</i>
<p><b>1521 Training</b>                      Manage the regional network of honorary Fish &amp; Game Rangers and ensure that a sufficient level of training and support is provided for both honorary rangers and warranted staff.</p>	<p>(i) <b><i>Undertake at least one inhouse training exercise for honorary rangers and warranted staff.</i></b></p> <p>(ii) <b><i>Ensure all rangers are current with externally provided safety and communications training (CERT).</i></b></p> <p>(iii) <b><i>Provide summary report to Council by 31 August 2022.</i></b></p>	<p>(i) Throughout the year we operated a team of six honorary rangers in addition to nine staff rangers reducing to eight staff rangers in June 2022.</p> <p>(ii) One safety training refresher was hosted and attended by rangers and staff from Eastern and other Fish &amp; Game regions. Other training refreshers were delivered to staff during the year. A regional ranger training day scheduled for August 2022 was postponed into September 2022.</p> <p>(iii) Provided National Compliance Co-ordination and contributed to other national matters including advice around policy, law changes and other processes.</p> <p>(iv) Reported to all bi-monthly meetings of Council.</p>





**1530: Compliance/Prosecutions: Follow a consistent policy driven approach to dealing with non-compliance to regulations**

<i>Project and Objective</i>	<i>Performance Measure</i>	<i>Actual Result</i>
<p><b>1531 Prosecutions</b> Follow National Prosecution Policy guidelines to deal with individuals found unlicensed or in non-compliance with season regulations without just cause.</p>	<p><b>Report details of case outcomes to each meeting of Council.</b></p>	<p>(i) Offence resolution as per Table 13. 25 offenders were dealt with for 32 offences.</p> <p>(ii) All matters which met the Solicitor-General's prosecution guidelines and Fish &amp; Game prosecution policy standards were dealt with by Court prosecution with diversion an option as appropriate.</p> <p>(iii) Reported to council bi-monthly.</p>

Table 13: Resolution of offences 2021-2022 year

<b>Resolution Type</b>	<b>Number of offenders</b>
Prosecution – no diversion	5
Prosecution – diversion	5
Warning – adult	6
Warning - youth	9
<b>Total</b>	<b>25</b>

Table 14: Offence table 2021-2022 year

<b>Offence name</b>	<b>Number of offences</b>
Fishing without licence	12
Fishing in closed waters	6
Fishing with more than 1 rod	2
Gives false details	1
Fails to give details	1
Obstruction of ranger	1
Possession of spear	7
Possession of lead shot ammunition while hunting waterfowl	2
<b>Total number of offences</b>	<b>32</b>



## LICENSING

### Goal

*To optimise the sale of angling and hunting licences as valued products.*

#### SUMMARY OF RESOURCES

Code	Project Cluster	Budget			Actual		
		Total Expense	Income	Net Cost	Total Expense	Income	Net Cost
1610	Licence Production	\$9,662	\$1,248,868	-\$1,239,206	\$10,435	\$1,280,902	-\$1,270,467
1620	Agent Servicing	\$10,685	\$0	\$10,685	\$6,615	\$0	\$6,615
1630	Agent Payments	\$56,199	\$0	\$56,199	\$49,555	\$0	\$49,555
	Total	\$76,546	\$1,248,868	-\$1,172,322	\$66,605	\$1,280,902	-\$1,214,297

#### 1610: Licensing: Maintain and monitor a readily available and efficient licensing system

Project and Objective	Performance Measure	Actual Result
<b>1611 Licence Production and Distribution</b> Issue fishing and hunting licences and updated regulations in a timely manner.	<b>To have available fish licences and regulation guides for the 2021-2022 season by 1 September 2021. To have available game licences and regulation guides for the 2022 season by 31 March 2022.</b>	(i) Fish licences and regulation guides were available for purchase on 18 August 2021. (ii) Game licences and regulation guides were available for purchase on 10 March 2022.
<b>1612 Analysis of Licence Information</b> Evaluate licence sales information monthly, and conduct analyses of licence data to gain insight into licence holder behaviour with a view to identifying marketing opportunities.	<b>Provide detailed reports of licence sales performance to each meeting of Council.</b>	Licence sales reported to Council bi-monthly and monitored throughout the year.
<b>1613 National Licence Management</b> Support the operation of the national licence management provider (ESL, formerly Eyede).	<b>Report activities to the following meeting of Council.</b>	Liaised with external provider to ensure licence availability, contributed advice and support to Licence Working Group, and reported to Council bi-monthly.



Table 15: Licence sales performance

Code	FISH					Code	GAME				
	2017/18	2018/19	2019/20	2020/21	2021/22		2017/18	2018/19	2019/20	2020/21	2021/22
FWA	2,176	2,123	1,957	2,287	2,141	GWA	3,144	3,058	2,671	2,949	2,940
FWJ	425	397	391	445	428	GWJ	330	305	257	293	292
FWF	2,876	2,768	2,475	2,639	2,543						
FSLA	413	402	445	523	535						
FLAA	1,617	1,667	1,660	1,661	1,513						
FWNA	476	624	492	62	53						
FWNJ	19	28	39	4	5						
FWIA	528	531	461	562	514						
FWIJ	0	0	0	0	0						
FLBA	108	81	77	59	36						
FSBA	1,172	1,165	1,027	1,272	1,013						
FDA	6,483	4,013	3,550	4,133	3,726	GDA	183	155	120	151	120
FDNA		1,568	1,351	149	165						
FDJ	508	400	351	404	348	GDJ	2	9	12	4	6
FDNJ		49	43	8	10						
FWNC		20	21	0	2						
FDNC		35	31	3	4						
<b>Total</b>	<b>16,801</b>	<b>15,871</b>	<b>14,371</b>	<b>14,211</b>	<b>13,036</b>	<b>Total</b>	<b>3,659</b>	<b>3,527</b>	<b>3,060</b>	<b>3,397</b>	<b>3,358</b>
<b>LEQ</b>	<b>9,983</b>	<b>9,839</b>	<b>8,962</b>	<b>9,173</b>	<b>8,586</b>	<b>LEQ</b>	<b>3,246</b>	<b>3,152</b>	<b>2,759</b>	<b>3,039</b>	<b>3,022</b>

FWA -Fish Whole Season Adult, FWJ -Fish Whole Season Junior, FWF - Fish Whole Season Family, FSLA - Fish Loyal Senior Adult (Season), FLAA - Fish Local Area Adult (Season), FWNA - Fish Non Resident Adult (Season), FWNJ - Fish Non Resident Junior (Season), FWIA - Fish Winter Adult, FWIJ - Fish Winter Junior, FLBA - Fish Long Break Adult (9 days), FSBA - Fish Short Break Adult (3 days), FDA - Fish Day Adult, FDNA - Fish Day Non Resident Adult, FDJ - Fish Day Junior, FDNJ - Fish Day Non Resident Junior, FWNC - Fish Non Resident Child (Season), FDNC - Fish Day Non Resident Child. GWA - Game Whole Season Adult, GWJ - Game Whole Season Junior, GDA - Game Day Adult, GDJ - Game Day Junior

**1620: Agent Servicing: Management and support of Fish & Game licensing through licence agents**

Project and Objective	Performance Measure	Actual Result
<p><b>1621 Licence Agent Support</b> Communicate and work with licence agents to support the licence management services provided by ESL (formerly Eyede), and provide agent training as required.</p>	<p><b>Provide information and respond to enquiries promptly. Complete at least three visits to all significant licence resellers by 31 August 2022.</b></p>	<p>(i) All enquiries were addressed promptly. (ii) Twenty four licence retailers (agents) were maintained within the region. (iii) Major licence retailers were visited at least 3 times by field staff, and regular contact with agents was maintained by administration staff.</p>



## COUNCIL

### Goal

*To provide for the effective governance of the Fish and Game system by fish and game licence holders.*

#### SUMMARY OF RESOURCES

Code	Project Cluster	Budget			Actual		
		Total Expense	Income	Net Cost	Total Expense	Income	Net Cost
1710	Council Elections	\$270	\$0	\$270	\$71	\$0	\$71
1720	Council Meetings	\$38,257	\$0	\$38,257	\$32,552	\$0	\$32,552
	Total	\$38,527	\$0	\$38,527	\$32,623	\$0	\$32,623

#### 1720: Fish and Game Council Elections: Prepare for the 2021 Fish and Game Election

<i>Project and Objective</i>	<i>Performance Measure</i>	<i>Actual Result</i>
<b>1711 Council Election</b> Provide regional support to <i>electionz.com</i> in preparation for, and holding the October 2021 election.	<b><i>Assist external provider in preparing for and, holding the 2021 election.</i></b>	Assisted electionnz with preparations for 2021 election.

#### 1720: Council Meetings: Effective governance and efficient Council support

<i>Project and Objective</i>	<i>Performance Measure</i>	<i>Actual Result</i>
<b>1721 Council</b> Provide effective direction and support to the management of Council's business. Keep Council informed of relevant regional and national matters. Prepare information reports and agendas for Council meetings and any minutes resulting from these meetings.	<b><i>Hold at least 6 meetings of the Eastern Fish and Game Council prior to 31 August 2022. Aim to distribute agendas at least eight working days prior to each meeting, and draft minutes as soon as possible after each meeting.</i></b>	Seven regular Council meetings were held prior to 31 August 2022. All agendas were distributed within required time, and draft minutes distributed as soon as practicable after each meeting.



## PLANNING AND REPORTING

### Goal

*To ensure cost effective and appropriate business management of the fish and game resource.*

#### SUMMARY OF RESOURCES

Code	Project Cluster	Budget			Actual		
		Total Expense	Income	Net Cost	Total Expense	Income	Net Cost
1810	Management Planning	\$24,730	\$0	\$24,730	\$6,259	\$0	\$6,259
1820	Annual Planning	\$4,463	\$0	\$4,463	\$4,410	\$0	\$4,410
1830	Reporting	\$38,761	\$0	\$38,761	\$32,482	\$0	\$32,482
1840	National Liaison	\$16,468	\$0	\$16,468	\$8,315	\$0	\$8,315
	Total	\$84,422	\$0	\$84,422	\$51,466	\$0	\$51,466

#### 1810: Management and Strategic Planning

<i>Project and Objective</i>	<i>Performance Measure</i>	<i>Actual Result</i>
<b>1812 R3 Planning and Business Development</b> Develop R3 strategy for Eastern Region, identify and prioritise opportunities for developing additional sources of income, and commence and/or direct additional effort towards implementation of priorities.	<b><i>Development of (i) a preliminary R3 strategy for Eastern Region, and (ii) a preliminary Business Development Strategy/Plan by 30 April 2022. Report activities to each meeting of Council.</i></b>	Both initiatives were contingent on the pre-arranged involvement of the Business Development and Marketing Manager for the New Zealand Council being personally involved and taking a leadership role in each of these undertakings. A workshop with staff was ultimately undertaken and a scoping document produced as a precursor to the development of a regional R3 strategy.

#### 1820: Annual Planning

<i>Project and Objective</i>	<i>Performance Measure</i>	<i>Actual Result</i>
<b>1821 OWP Preparation</b> Prepare an operational work plan for the 2022-2023 year.	<b><i>The adoption of a proposed operational work plan for 2022-2023 by the Council by 31 August 2022.</i></b>	2022-2023 Operational Work Plan adopted by Council at its meeting on 11 August 2022.



**1830: Reporting and Audit**

<i>Project and Objective</i>	<i>Performance Measure</i>	<i>Actual Result</i>
<p><b>1831 Performance Report</b> Prepare a Performance Report including the Statement of Service Performance and Financial Statements for the 2020-2021 year.</p>	<p><b><i>Conduct quarterly reviews of performance against OWP targets with staff; produce an Annual Performance Report for the 2020-2021 financial year.</i></b></p>	<p>(i) Periodic reviews of performance against OWP targets were undertaken with staff. (ii) Financial statements for the 2020-2021 year were prepared and audited in October 2021. A SOSP was completed and included in the audited statement of accounts.</p>
<p><b>1832 Audit</b> Arrange to have the Performance Report for the 2020-2021 year audited in accordance with the Public Audit Act 2001.</p>	<p><b><i>Audit of the annual Performance Report for the 2020-2021 financial year in time for the public annual general meeting.</i></b></p>	<p>Unqualified audit opinion issued 8 December 2021.</p>
<p><b>1833 Annual Meeting</b> Conduct a public annual general meeting no later than 31 December 2021.</p>	<p><b><i>Adoption of the audited 2020-2021 annual report by Council, and presentation of it to a public annual general meeting no later than 31 December 2021; presentation of the report to the Minister of Conservation.</i></b></p>	<p>(i) Annual Report adopted by Council and presented to annual general meeting on 9 December 2021. (ii) Report sent to Department of Conservation, Wellington on 9 December 2021.</p>

**1840: National Liaison**

<i>Project and Objective</i>	<i>Performance Measure</i>	<i>Actual Result</i>
<p><b>1841 New Zealand Fish &amp; Game Liaison</b> Maintain effective liaison with New Zealand Fish &amp; Game and meet all statutory requirements. Contribute to the efficient management of Fish &amp; Game nationally through meetings of regional Fish &amp; Game managers and participate in working parties, networks, and national research and monitoring.</p>	<p><b><i>Attend all meetings of the regional Fish &amp; Game Council managers and participate where required with working parties established by the New Zealand Council.</i></b></p>	<p>(i) All but one Managers meeting in April was held by Zoom. The majority of fortnightly Zoom meetings were attended as was the in person meeting in April. (ii) Staff undertook or contributed to national roles</p>





		including North Island compliance co-ordination, licence working party, remuneration sub-committee, the national game bird hunter survey, game bird research and monitoring, public awareness discussions, and post Ministerial Review implementation discussions.
--	--	--







## **Eastern Fish and Game Council**

### **FINANCIAL INFORMATION**

**For the year ended  
31 August 2022**

---

#### **Contents**

---

	Page
<b>Financial Information:</b>	
Statement of Financial Performance	43
Statement of Financial Position	44
Statement of Cash Flows	45
Statement of Accounting Policies	46
Notes to the Performance Report	51

**EASTERN FISH AND GAME COUNCIL**  
**STATEMENT OF FINANCIAL PERFORMANCE**  
**FOR THE YEAR ENDED 31 AUGUST 2022**

	Note	Actual 2022	Budget 2022 (Unaudited)	Actual 2021
		\$	\$	\$
<b>REVENUE</b>				
Fish and Game licence sales	1	1,280,902	1,248,868	1,314,839
Grants and donations	1	17,407	750	11,398
Interest	1	18,407	6,971	13,678
Other revenue	1	187,406	160,654	243,803
<b>Total Revenue</b>		<b>1,504,122</b>	<b>1,417,243</b>	<b>1,583,718</b>
<b>EXPENSES</b>				
<b>Outputs</b>				
Species management	2	134,301	117,870	110,359
Habitat protection & management	2	13,402	28,900	36,228
Angler & Hunter participation	2	11,927	14,950	6,985
Public interface	2	1,989	5,500	1,387
Compliance	2	4,174	7,000	6,934
Licensing	2	50,246	56,799	51,261
Council	2	7,871	6,000	4,679
Planning & reporting	2	9,925	18,350	15,604
<b>Overheads</b>				
Employee related costs	2	970,797	951,841	860,994
Depreciation	4	73,262	70,861	71,952
Other expenses	2	130,106	128,545	198,456
<b>Total Expenses</b>		<b>1,408,000</b>	<b>1,406,616</b>	<b>1,364,839</b>
<b>Operating Surplus/(Deficit)</b>		<b>96,122</b>	<b>10,627</b>	<b>218,879</b>
<b>Less Other Expenses</b>				
Levies to NZFGC		134,951	134,951	172,709
<b>NET SURPLUS/(DEFICIT)</b>		<b>(38,829)</b>	<b>(124,324)</b>	<b>46,170</b>

The accompanying notes form an integral part of these financial statements



**EASTERN FISH AND GAME COUNCIL**  
**STATEMENT OF FINANCIAL POSITION**  
**AS AT 31 AUGUST 2022**

	Note	Actual 2022	Budget 2022 (Unaudited)	Actual 2021
		\$	\$	\$
<b>ASSETS</b>				
<b>Current Assets</b>				
Bank accounts and cash	3	241,337	70,971	57,188
Debtors and prepayments	3	99,532	121,000	58,118
Investments	3	981,088	1,050,000	1,235,538
Inventory	3	168,939	171,007	171,007
<b>Total Current Assets</b>		<b>1,490,896</b>	<b>1,412,978</b>	<b>1,521,851</b>
<b>Non-Current Assets</b>				
Property, plant and equipment	4	728,411	690,262	718,949
Investments	3	-	-	-
<b>Total Non-Current Assets</b>		<b>728,411</b>	<b>690,262</b>	<b>718,949</b>
<b>TOTAL ASSETS</b>		<b>2,219,307</b>	<b>2,103,240</b>	<b>2,240,800</b>
<b>LIABILITIES</b>				
<b>Current Liabilities</b>				
Creditors and accrued expenses	3	176,197	138,000	147,442
Employee costs payable	3	119,375	127,000	130,794
<b>Total Current Liabilities</b>		<b>295,572</b>	<b>265,000</b>	<b>278,236</b>
<b>TOTAL LIABILITES</b>		<b>295,572</b>	<b>265,000</b>	<b>278,236</b>
<b>NET ASSETS</b>		<b>1,923,735</b>	<b>1,838,240</b>	<b>1,962,564</b>
<b>EQUITY</b>		<b>1,923,735</b>	<b>1,838,240</b>	<b>1,962,564</b>

The accompanying notes form an integral part of the financial statements



**EASTERN FISH AND GAME COUNCIL**  
**STATEMENT OF CASH FLOWS**  
**FOR THE YEAR ENDED 31 AUGUST 2022**

	Actual 2022	Budget 2022 (Unaudited)	Actual 2021
	\$	\$	\$
<b>CASH FLOWS FROM OPERATING ACTIVITIES</b>			
<b>Cash was received from:</b>			
Licence Sales	1,276,983	1,215,128	1,273,123
Grants, donations and fundraising	17,407	750	11,398
Interest	18,707	7,073	17,883
Other revenue	183,821	156,113	275,105
<b>Cash was applied to:</b>			
Payments to suppliers	505,428	561,267	510,056
Payments to employees	982,216	955,635	858,890
GST (net)	(3,149)	(103)	15,866
<b>Net Cash Flows from Operating Activities</b>	<b>12,423</b>	<b>(137,735)</b>	<b>192,697</b>
<b>CASHFLOW FROM INVESTING &amp; FINANCING ACTIVITIES</b>			
<b>Cash was received from:</b>			
Sale of property, plant and equipment	-	51,000	57,704
Sale of investments/deposits	254,450	185,538	-
<b>Cash was applied to:</b>			
Purchase of property, plant and equipment	82,724	85,020	93,299
Purchase of investments/deposits	-	-	362,923
<b>Net Cash Flows from Investing and Financing</b>	<b>171,726</b>	<b>151,518</b>	<b>(398,518)</b>
<b>Net Increase / (Decrease) in Cash</b>	<b>184,149</b>	<b>13,783</b>	<b>(205,821)</b>
<b>Opening Cash</b>	<b>57,188</b>	<b>57,188</b>	<b>263,009</b>
<b>Closing Cash</b>	<b>241,337</b>	<b>70,971</b>	<b>57,188</b>
<b>This is represented by:</b>			
Bank accounts and cash	241,337	70,971	57,188

The accompanying notes form an integral part of the financial statements



**EASTERN FISH AND GAME COUNCIL**  
**Statement of Accounting Policies**

**FOR THE YEAR ENDED 31 AUGUST 2022**

---

**ACCOUNTING POLICIES APPLIED**

**Reporting Entity**

The Eastern Fish and Game Council is a Public Entity under the Public Finance Act 1989 (Schedule 4). The Council was established on 4 May 1991 with the passing of the Conservation Law Reform Act 1990.

These financial statements have been prepared in accordance with Section 153-6 of the Crown Entities Act 2004.

**Basis of Preparation**

Eastern Fish and Game has elected to apply PBE SFR-A (PS) Public Benefit Entity Simple Format Reporting - Accrual (Public Sector) on the basis that it does not have public accountability and has total annual expenses of equal to or less than \$2,000,000. All transactions in the Performance Report are reported using the accrual basis of accounting. The Performance Report is prepared under the assumption that the entity will continue to operate in the foreseeable future.

**Goods and Services Tax (GST)**

The Council is registered for GST. All amounts are recorded exclusive of GST, except for Debtors and Creditors which are stated inclusive of GST.

**SPECIFIC ACCOUNTING POLICIES**

**Revenue Recognition**

Eastern Fish and Game Council derives revenue through the sale of fish and game licences, interest, sale of fish product, contracts, rentals, grants and miscellaneous sales.

*Licence Revenue*

Licence revenue is recognised in the period the licence fee is earned, for example, a fish licence sold in August of the current year which relates to the next fishing season is treated as income in advance.

*Grants Received*

Grants are recognised as revenue when they become receivable unless there is an obligation in substance to return the funds if conditions of the grant are not met. If there is such an obligation, the grants are initially recorded as grants received in advance and recognised as revenue when the conditions of the grant is satisfied.

*Interest*

Interest revenue is recorded as it is earned during the year.



*Other Income*

Income from contracts, rentals and miscellaneous sales are recorded as revenue in the period they are earned.

**Outputs**

The Council has allocated expenditure based on the 8 output codes - Species management, Habitat protection & management, Angler & Hunter participation, Public interface, Compliance, Licensing, Council, and Planning & reporting. These are expensed when the related service has been received.

**Employee related costs**

Wages, salaries, and annual leave are recorded as an expense as staff provide services and become entitled to wages, salaries. Performance payments are recorded when the employee is notified. Superannuation contributions are recorded as an expense as staff provide services.

**Levies to NZFGC**

A levy is paid each year to the New Zealand Fish and Game Council for the administration of the New Zealand Fish and Game Council, or redistribution to other Council and for advocacy and research.

**Bank accounts and cash**

Bank Accounts and cash comprise cash on hand, cheque or savings accounts, and deposits held at call with banks.

**Debtors and prepayments**

Debtors are initially recorded at the amount owed. When it is likely the amount owed (or some portion) will not be collected, a provision for impairment is recognised and the loss is recorded as a bad debt expense.

**Investments**

Investments comprise investments in term deposits with banks. Deposits with banks are initially recorded at the amount paid. If it appears that the carrying amount of the investment will not be recovered, it will be written down to the expected recoverable amount.

**Inventory**

Inventories held for distribution consist of yearlings and 2+ year old trout held at year end for release into the local lakes and rivers or sale to other Fish and Game Councils. Trout are valued at the lower of cost and their selling price.



### **Property, plant and equipment**

Property, plant and equipment is recorded at cost, less accumulated depreciation and impairment losses.

Depreciation is charged on all property, plant and equipment other than land, so as to spread the cost of the asset over its useful life. Depreciation for each of the major categories of assets is calculated on the basis noted below:

All Assets Purchased prior to 1 September 2010 are calculated as:

	<u>Life</u>	<u>Depreciation Method</u>
Buildings	40 years	Straight Line
Plant & Equipment	2-10 years	Diminishing Value
Motor Vehicles	3-5 years	Diminishing Value
Office Fittings, Furniture & Equipment	2-10 years	Diminishing Value

All Assets Purchased after 1 September 2010 are calculated as:

	<u>Life</u>	<u>Depreciation Method</u>
Buildings	40 years	Straight Line
Buildings Fit Out	8-20 years	Straight Line
Plant & Equipment	2-20 years	Straight Line
Motor Vehicles	10 years	Straight Line
Office Fittings, Furniture & Equipment	2-20 years	Straight Line

### **Creditors and accrued expenses**

Creditors and accrued expenses are measured at the amount owed.

### **Game Bird Habitat Stamp levy**

Levies are collected and paid to New Zealand Fish and Game Council per the New Zealand Game Bird habitat Stamp Regulations 1993. The levy is \$4 for every game licence sold within the financial year.

### **Employee costs payable**

A liability for employee costs payable is recognised when an employee has earned an entitlement. These include salaries and wages accrued up to balance date and annual leave earned but not yet taken at balance date. A liability and expense for long service leave and retirement gratuities is recognised when the entitlement becomes available to the employee.

### **Restricted and dedicated reserves**

Restricted and dedicated reserves are those reserves subject to specific conditions accepted as binding by the Council and which may not be revised by the Council without specified purposes or when certain conditions are met.

### *Asset Replacement Reserve*

The asset replacement reserve is a reserve set up to enable Council to replace property, plant and equipment.



*Non-Resident Levy Reserve*

The Non-Resident Levy Reserve is for the purpose of management of fisheries popular with non-resident anglers. The reserve was established with the introduction of the Non-Resident Licence in 2014. A portion of the Non-Resident licence fee is transferred to this reserve based on the number of Non-Resident licence sales made within the financial year.

*Breeding Programme Reserve*

The Breeding Programme Reserve is for the purpose of upgrading the fish breeding facility on the hatchery site. The reserve has been established in response to a donation received from a licence holder whose wishes were that the funds be utilised for the Rotorua lakes fish breeding programme.

*Fish for Gold Reserve*

The Fish for Gold Reserve has been established to provide for the Fish for Gold promotion major prize in years where external sponsorship or insurance is unable to be obtained or is insufficient to meet the total prize value. If insurance for the prize is unobtainable, funds allocated each operational year to insure the prize will be transferred to the reserve. The promotion involves the tag and release of 30 rainbow trout with specially marked tags, one of which has the major cash prize attached to it.

*Hatchery Water Reticulation Reserve*

The Hatchery Water Reticulation Reserve was established to fund the construction of an emergency water supply and continual improvement to infrastructure to provide for uninterrupted water flow to the hatchery building. The reserve was established in response to an insurance claim being approved for staff hours undertaken on remedial works following the flooding of the hatchery and ponds in 2020.

*Ballot Habitat Management Reserve*

The Ballot Habitat Management Reserve was established for ballot holder funded habitat works in the balloted wetlands. Each year the ballot holders contribute to wetland works through the habitat contribution fee and these fees are usually expended for works undertaken within the same financial year. In some years the required work is undertaken or contributed to by other parties meaning that not all, if any, of funds collected are utilised. The reserve was established to enable unspent fees collected in one year to be accumulated for more significant works in following years.

*Waikaremoana Sport Fish Habitat Enhancement Fund*

The Waikaremoana Sport Fish Habitat Enhancement Trust was created in 1999. In 2000 the trust was wound up and the funds transferred to the Eastern Fish and Game Council under agreement that the Fish and Game Council undertakes to apply the settlement received for the sole purpose of promoting purposes and objectives as set out within the deed of transfer dated 27 June 2000. These funds are held on term investment with interest capitalising and annual expenses associated with the objectives of the trust withdrawn on maturity of the investment.

**Income tax**

The Council is a Public Benefit Entity and is exempt from the payment of Income tax in terms of the Income Tax Act 2007.



**Budget figures**

The Budget figures are derived from the Council budget that was approved at the Council meeting in December 2021.

**Tier 2 PBE Accounting Standards applied**

The Council has not applied any Tier 2 Accounting Standards in preparing its financial statements.

**CHANGES IN ACCOUNTING POLICIES**

There have been no changes in Accounting Policy.



**EASTERN FISH AND GAME COUNCIL**  
**NOTES TO THE PERFORMANCE REPORT**  
**FOR THE YEAR ENDED 31 AUGUST 2022**

Note 1: ANALYSIS OF REVENUE	Actual 2022	Budget 2022 (Unaudited)	Actual 2021
	\$	\$	\$
<b>Licence sales</b>			
Fish licence	1,025,064	1,019,001	1,062,699
Non Resident Fish Licence Levy	4,228	-	4,222
Game licence	251,610	229,867	247,918
<b>Total</b>	<b>1,280,902</b>	<b>1,248,868</b>	<b>1,314,839</b>
<b>Grants and donations</b>			
Covid 19 Subsidy	16,918	-	-
Donations received	489	750	5,398
Environment Bay of Plenty	-	-	6,000
<b>Total</b>	<b>17,407</b>	<b>750</b>	<b>11,398</b>
<b>Interest</b>			
Waikaremoana interest	6,522	4,174	5,398
Other Interest	11,885	2,797	8,280
<b>Total</b>	<b>18,407</b>	<b>6,971</b>	<b>13,678</b>
<b>Other revenue</b>			
Sale of fish & product	65,505	56,500	56,358
Habitat grazing	6,147	6,150	6,147
Habitat fees - ballots	5,934	6,000	5,784
Fishing competitions	3,579	4,500	3,786
Diversion for junior angler/hunter education	1,750	2,500	3,500
Insurance proceeds	-	-	37,388
Sponsorship	2,000	-	4,000
Fines/Prosecutions	3,957	6,000	4,261
Contract work	35,036	19,700	35,060
Rentals	54,566	50,000	54,276
Other Income categories	8,932	1,150	11,235
Gain on sale/disposal of assets	-	8,154	12,123
Trout Inventory Revaluation	-	-	9,885
<b>Total</b>	<b>187,406</b>	<b>160,654</b>	<b>243,803</b>



<b>Note 2: ANALYSIS OF EXPENSES</b>	<b>Actual 2022</b>	<b>Budget 2022 (Unaudited)</b>	<b>Actual 2021</b>
	\$	\$	\$
<b>Species management</b>			
Population monitoring	31,422	39,450	36,098
Harvest assessment	2,287	2,900	2,580
Hatchery operations	100,024	75,020	71,681
Releases	-	-	-
Control	568	500	-
<b>Total</b>	<b>134,301</b>	<b>117,870</b>	<b>110,359</b>
<b>Habitat protection &amp; management</b>			
Resource management	-	200	-
Works & management	12,105	18,000	15,706
Assisted habitat	259	2,700	17,912
Waikaremoana fund	1,038	8,000	2,610
<b>Total</b>	<b>13,402</b>	<b>28,900</b>	<b>36,228</b>
<b>Angler &amp; Hunter participation</b>			
Access	8,363	10,700	3,178
Other publications	1,897	2,000	2,196
Training	202	800	81
Huts	1,465	1,450	1,530
<b>Total</b>	<b>11,927</b>	<b>14,950</b>	<b>6,985</b>
<b>Public interface</b>			
Communication	780	500	-
Public promotions	657	4,500	91
Visitor facilities	552	500	1,296
<b>Total</b>	<b>1,989</b>	<b>5,500</b>	<b>1,387</b>
<b>Compliance</b>			
Ranging	1,020	1,000	927
Ranger training	493	1,000	914
Compliance	2,661	5,000	5,093
<b>Total</b>	<b>4,174</b>	<b>7,000</b>	<b>6,934</b>
<b>Licensing</b>			
Licence production & distribution	691	600	576
Commission	49,555	56,199	50,685
<b>Total</b>	<b>50,246</b>	<b>56,799</b>	<b>51,261</b>



<b>Note 2: ANALYSIS OF EXPENSES continued...</b>	<b>Actual 2022</b>	<b>Budget 2022 (Unaudited)</b>	<b>Actual 2021</b>
	<b>\$</b>	<b>\$</b>	<b>\$</b>
<b>Council</b>			
Council meetings	7,871	6,000	4,679
<b>Total</b>	<b>7,871</b>	<b>6,000</b>	<b>4,679</b>
<b>Planning &amp; reporting</b>			
Management/Strategic Planning	-	8,500	-
Reporting	-	300	-
Audit fee	9,650	9,450	15,590
National liaison	275	100	14
<b>Total</b>	<b>9,925</b>	<b>18,350</b>	<b>15,604</b>
<b>Employee related costs</b>			
Salaries	903,077	900,347	811,813
Salaries Waikaremoana fund projects	2,680	-	4,320
KiwiSaver contributions	27,205	25,494	24,566
Fringe benefit tax	11,537	11,500	12,637
ACC levies	2,273	2,500	2,001
Staff training and other expenses	24,025	12,000	5,657
<b>Total</b>	<b>970,797</b>	<b>951,841</b>	<b>860,994</b>
<b>Other expenses</b>			
Houses, huts & rentals	8,137	13,060	10,682
Office premises	20,155	18,750	17,885
Office equipment	5,398	4,100	3,174
Communications	17,412	18,307	13,563
General	12,220	11,278	12,872
Field equipment	15,705	17,700	18,776
Vehicles	49,011	45,350	38,404
Loss on sale/disposal of assets	-	-	-
Trout Inventory Revaluation	2,068	-	-
Loss on valuation of Forestry asset	-	-	83,100
<b>Total</b>	<b>130,106</b>	<b>128,545</b>	<b>198,456</b>



<b>Note 3: ANALYSIS OF ASSETS AND LIABILITES</b>	<b>Actual 2022 \$</b>	<b>Actual 2021 \$</b>
<b>Bank accounts and cash</b>		
Current account balance	5,995	33,329
Savings account balance	235,121	23,727
Petty cash	221	132
<b>Total</b>	<b>241,337</b>	<b>57,188</b>
<b>Debtors and prepayments</b>		
Accounts receivable	80,402	40,875
GST receivable	8,954	12,103
Prepayments & accrued income	10,176	5,140
<b>Total</b>	<b>99,532</b>	<b>58,118</b>
<b>Inventory</b>		
Trout - Yearlings @ \$3.10	140,430	142,631
Trout - 2+ year olds @ \$6.63	28,509	28,376
<b>Total</b>	<b>168,939</b>	<b>171,007</b>
<b>Investments</b>		
<i>Current portion</i>		
Term Deposits	981,088	1,235,538
<b>Total</b>	<b>981,088</b>	<b>1,235,538</b>
<b>Forestry Asset</b>		
Opening balance	-	91,600
Gain (Loss) arising from revaluation	-	(91,600)
<b>Closing balance</b>	<b>-</b>	<b>-</b>
<b>Creditors and accrued expenses</b>		
Trade and other payables	28,657	28,746
Gamebird Habitat Stamp levy	12,087	12,299
Accrued expenses	14,492	18,092
GST payable	-	-
Income in advance	120,961	88,305
<b>Total</b>	<b>176,197</b>	<b>147,442</b>
<b>Employee costs payable</b>		
Accrued salaries and wages	9,354	6,644
Annual leave and time in lieu	78,415	92,407
PAYE owing	31,606	31,743
<b>Total</b>	<b>119,375</b>	<b>130,794</b>



**Note 4: PROPERTY PLANT & EQUIPMENT**

**2022**

<b>Asset Class</b>	<b>Opening Carrying Amount</b>	<b>Purchases</b>	<b>Sales/ Disposals</b>	<b>Current Year Depreciation and Impairment</b>	<b>Closing Carrying Amount</b>
Land	102,000				102,000
Buildings	342,282			27,827	314,455
Plant & Equipment	41,415	5,130		7,850	38,695
Vehicles	224,687	73,514		33,007	265,194
Office Equipment	8,565	4,080		4,578	8,067
<b>Total</b>	<b>718,949</b>	<b>82,724</b>	<b>-</b>	<b>73,262</b>	<b>728,411</b>

**2021**

<b>Asset Class</b>	<b>Opening Carrying Amount</b>	<b>Purchases</b>	<b>Sales/ Disposals</b>	<b>Current Year Depreciation and Impairment</b>	<b>Closing Carrying Amount</b>
Land	93,500	8,500			102,000
Buildings	370,110			27,828	342,282
Plant & Equipment	39,617	9,903		8,105	41,415
Vehicles	228,051	71,866	45,581	29,649	224,687
Office Equipment	11,905	3,030		6,370	8,565
<b>Total</b>	<b>743,183</b>	<b>93,299</b>	<b>45,581</b>	<b>71,952</b>	<b>718,949</b>





<b>Note 5: EQUITY</b>	<b>Actual 2022 \$</b>	<b>Actual 2021 \$</b>
<b>Accumulated Funds</b>		
Balance as at 1 September	1,239,576	1,219,102
Surplus/(Deficit)	(38,829)	46,170
Transfer to Reserves	(14,250)	(42,788)
Transfer from Reserves	61,333	17,092
<b>Total Accumulated Funds</b>	<b>1,247,830</b>	<b>1,239,576</b>
<b><u>Dedicated Reserves</u></b>		
<b>Asset Replacement Reserve</b>		
Balance as at 1 September	92,797	86,785
Transfer from Accumulated Funds	-	6,012
Transfer to Accumulated Funds	(43,370)	-
<b>Balance at 31 August</b>	<b>49,427</b>	<b>92,797</b>
<b>Non Resident Levy Reserve</b>		
Balance as at 1 September	127,267	133,207
Transfer from Accumulated Funds	4,228	4,222
Transfer to Accumulated Funds	(784)	(10,162)
<b>Balance at 31 August</b>	<b>130,711</b>	<b>127,267</b>
<b>Breeding Programme Reserve</b>		
Balance as at 1 September	5,000	5,000
Transfer from Accumulated Funds	-	-
Transfer to Accumulated Funds	(3,982)	-
<b>Balance at 31 August</b>	<b>1,018</b>	<b>5,000</b>
<b>Fish for Gold Reserve</b>		
Balance as at 1 September	10,500	7,000
Transfer from Accumulated Funds	3,500	3,500
Transfer to Accumulated Funds	-	-
<b>Balance at 31 August</b>	<b>14,000</b>	<b>10,500</b>
<b>Hatchery Water Reticulation Reserve</b>		
Balance as at 1 September	23,640	-
Transfer from Accumulated Funds	-	23,640
Transfer to Accumulated Funds	(7,069)	-
<b>Balance at 31 August</b>	<b>16,571</b>	<b>23,640</b>



Note 5: EQUITY Continued...	Actual 2022 \$	Actual 2021 \$
<b><u>Dedicated Reserves</u></b>		
<b>Ballot Habitat Management Reserve</b>		
Balance as at 1 September	-	-
Transfer from Accumulated Funds	5,934	-
Transfer to Accumulated Funds	-	-
<b>Balance at 31 August</b>	<b>5,934</b>	<b>-</b>
<b><i>Total Dedicated Reserves</i></b>	<b>217,661</b>	<b>235,564</b>
<b><u>Restricted Reserves</u></b>		
<b>Waikaremoana Sportfish Habitat Enhancement Fund Reserve</b>		
Balance as at 1 September	463,784	465,300
Transfer from Accumulated Funds - Interest	6,522	5,414
Transfer to Accumulated Funds - Expenses	(6,128)	(6,930)
<b>Balance at 31 August</b>	<b>464,178</b>	<b>463,784</b>
<b><i>Total Restricted Reserves</i></b>	<b>464,178</b>	<b>463,784</b>
<b>Total Equity as at 31 August</b>	<b>1,923,735</b>	<b>1,962,564</b>



**Note 6: COMMITMENTS & CONTIGINCIES**

<b>Commitment to:</b>	<b>Explanation and timing</b>	<b>Actual</b>	<b>Actual</b>
		<b>2022</b>	<b>2021</b>
		<b>\$</b>	<b>\$</b>
Smartpay NZ	Eftpos lease (8 months remaining)	230	230
		<u>230</u>	<u>230</u>

**Note 7: OTHER**

**Goods or Services Provided to the Entity in Kind**

<b>Description</b>	<b>Amount</b>
Honorary Ranging activities	No charge
Councillor meetings and events	No charge

**Note 8: RIGHT TO OCCUPY**

The accommodation building at Waikaremoana is used under a Licence to Occupy for a period of 10 years (expiring on 31 December 2023) at no cost from the Department of Conservation. The total land area is approximately 400 m<sup>2</sup>. No use of building cost has been accrued due to the immaterial value of the rental.

The fish trap located at Te Wairoa is subject to a management agreement with the Department of Conservation which enables the Eastern Fish and Game Council to occupy the site for a renewable 5 year term through to September 2028. Occupation of the site at which the Wairua Hut at Lake Tarawera is located is subject to a renewable 10 year concession issued by the Department of Conservation through to July 2038. There are no fees charged with either of these agreements. The land area for each is approximately 15m<sup>2</sup> and 200m<sup>2</sup> respectively – no cost has been accrued for the use of the property, in the accounts, due to the immateriality of the rental.

Eastern Fish and Game Council has access to eight Wildlife Management Reserves within the Rotorua/BOP Department of Conservation Conservancy. EFGC do not own this land but are required to maintain it for the use by the public and licence holders. Likewise, the Hardcastle and Rawhiti wetlands are managed by EFGC for the public benefit and for the benefit of licence holders.

ERFGC has conservation covenants for angler access to Ohau Channel, Te Wairoa Stream, and Wairua Stream mouth, Lake Tarawera and other easements under the Land Act 1948 along the Waikato River.



**Note 9: RELATED PARTY TRANSACTIONS**

Related-party disclosures have not been made for transactions with related parties that are within a normal supplier of client/recipient relationship on terms and conditions no more or less favourable than those that it is reasonable to expect the Council would have adopted in dealing with the party at arm's length in the same circumstances.

*Related-party transactions significant to the Council that require disclosure:*

	2022 \$ Value	2021 \$ Value	2022 \$ Amount Outstanding	2021 \$ Amount Outstanding
<i>Received from;</i>				
New Zealand Fish & Game Council For - Contract services	13,656	8,268	3,480	3,105
<i>Paid to;</i>				
New Zealand Fish & Game Council For - Levies, Gamebird Habitat Trust, Liability Insurance	170,488	214,033	13,968	14,144

**Note 10: EVENTS AFTER BALANCE DATE**

There were no events that have occurred after the balance date that would have a material impact on the Performance Report. (Last Year Nil)

**Note 11: COVID RESPONSE**

Covid 19 still has financial impact on the Eastern Fish and Game Council.

All Fish and Game Council's budgets have been scrutinised and are still at a reduced level from the 2019-20 pre covid financial year. The main reason for this is that the projection of licence income is reduced, due to border closures and the uncertainty of the border reopening.

Within the budgeting process, Eastern Fish and Game Council agreed to use reserves to cover any shortfalls forecast income in the 2021-22 and 2022-23 year.

Licence sales have exceeded forecasts in the 2021-22 year and the financial position is healthier than budgeted. Any surplus will be utilised in the 2022-23 year as forecasts for this year require Eastern Fish and Game Council to use reserves.

The New Zealand Fish and Game Council maintains the policy to support all Fish & Game Councils to ensure liquidity and to ensure that all Fish & Game Councils remain a going concern.



**Note 12: MINISTERIAL REVIEW**

In February 2021 the Minister of Conservation, presented the review for Governance of Fish and Game New Zealand and the Regional Fish and Game Councils. This report sets out 36 recommendations to be implemented for the future of Fish and Game.

A review implementation team has been set up which includes Ray Grubb, the NZFGC Chair, Brain Anderton and DoC representatives.

Many of the recommendations require legislative change. One of the recommendations is the amalgamation of Councils. (reducing the number of Councils from 12 to 6/7) This area is currently being investigated by a project team, and a consultation document is due to be released in October/November 2022.



**Note 13: ALLOCATION OF OVERHEADS TO OUTPUT AREAS FOR 2022**

In the Statement of service performance, overheads are allocated across the 8 Output areas based on the hours worked within those Outputs over the year. Below is the calculation for distributing the overheads across the output area.

<b>ACTUAL 2022 Output Area</b>	<b>Actual Direct \$</b>	<b>Actual Hours</b>	<b>Allocation of Overheads</b>	<b>Allocation of per Output</b>
Species management	134,301	7,539	536,230	670,531
Habitat protection & management	13,402	2,953	210,039	223,441
Angler & hunter participation	11,927	1,507	107,189	119,116
Public interface	1,989	405	28,806	30,795
Compliance	4,174	1,301	92,536	96,710
Licensing	50,246	230	16,359	66,605
Council	7,871	348	24,752	32,623
Planning & reporting	9,925	584	41,541	51,466
<b>Totals</b>	<b>233,835</b>	<b>14,867</b>	<b>1,057,452</b>	<b>1,291,287</b>

<b>Actual Overheads</b>	
Employee related costs	970,797
Depreciation	73,262
Other expenses	128,038
less Administrative Income	- 114,645
<b>Total Overheads to Allocate</b>	<b>1,057,452</b>

<b>BUDGET 2022 (Unaudited) Output Area</b>	<b>Actual Direct \$</b>	<b>Actual Hours</b>	<b>Allocation of Overheads</b>	<b>Allocation of per Output</b>
Species management	117,870	6,910	467,285	585,155
Habitat protection & management	28,900	3,188	215,587	244,487
Angler & Hunter participation	14,950	1,968	133,086	148,036
Public interface	5,500	764	51,665	57,165
Compliance	7,000	1,400	94,674	101,674
Licensing	56,799	292	19,747	76,546
Council	6,000	481	32,527	38,527
Planning & reporting	18,350	977	66,072	84,422
<b>Totals</b>	<b>255,369</b>	<b>15,980</b>	<b>1,080,643</b>	<b>1,336,012</b>

<b>Budget Overheads</b>	
Employee related costs	951,841
Depreciation	70,861
Other Expenses	128,545
less Administrative Income	- 70,604
<b>Total Overheads to Allocate</b>	<b>1,080,643</b>



**INDEPENDENT AUDITOR'S REPORT**

**TO THE READERS OF EASTERN REGION FISH AND GAME COUNCIL'S FINANCIAL STATEMENTS AND STATEMENT OF PERFORMANCE FOR THE YEAR ENDED 31 AUGUST 2022**

The Auditor-General is the auditor of Eastern Region Fish and Game Council (the Fish and Game Council). The Auditor-General has appointed me, Richard Owen, using the staff and resources of Owen McLeod & Co Ltd, to carry out the audit of the financial statements and statement of performance of the Fish and Game Council on his behalf.

**Opinion on the financial statements and the statement of performance**

We have audited:

- the financial statements of the Fish and Game Council on pages 43 to 61, that comprise the statement of financial position as at 31 August 2022, the statement of financial performance, and statement of cash flows for the year ended on that date and the notes to the financial statements that include accounting policies and other explanatory information; and
- the statement of performance of the Fish and Game Council on pages 5 to 40.

In our opinion:

- the financial statements of the Fish and Game Council: on pages 43 to 61:
  - present fairly, in all material respects:
    - its financial position as at 31 August 2022; and
    - its financial performance and cash flows for the year then ended; and
  - comply with generally accepted accounting practice in New Zealand in accordance with Public Benefit Entity Simple Format Reporting – Accrual (Public Sector); and
- the statement of performance of the Fish and Game Council on pages 5 to 40:
  - presents fairly, in all material respects, the Fish and Game Council's performance for the year ended 31 August 2022, including for each class of reportable outputs:
    - its standards of performance achieved as compared with the forecasts included in the description of the annual operating work plan for the financial year; and
    - its actual revenue and expenses as compared with the forecasts included in the description of the annual operating work plan for the financial year; and
  - complies with generally accepted accounting practice in New Zealand.

Our audit was completed on 5 December 2022. This is the date at which our opinion is expressed.

The basis for our opinion is explained below. In addition, we outline the responsibilities of the Council and our responsibilities relating to the financial statements and the statement of performance, we comment on other information, and we explain our independence.

**Basis for our opinion**

We carried out our audit in accordance with the Auditor-General's Auditing Standards, which incorporate the Professional and Ethical Standards and the International Standards on Auditing (New Zealand) issued by the New Zealand Auditing and Assurance Standards Board. Our responsibilities under those standards are further described in the Responsibilities of the auditor section of our report.

We have fulfilled our responsibilities in accordance with the Auditor-General's Auditing Standards.



We believe that the audit evidence we have obtained is sufficient and appropriate to provide a basis for our opinion.

### **Responsibilities of the Council for the financial statements and the statement of performance**

The Council is responsible on behalf of the Fish and Game Council for preparing financial statements and a statement of performance that are fairly presented and comply with generally accepted accounting practice in New Zealand.

The Council is responsible for such internal control as it determines is necessary to enable it to prepare financial statements and a statement of performance that are free from material misstatement, whether due to fraud or error.

In preparing the financial statements and the statement of performance, the Council is responsible on behalf of the Fish and Game Council for assessing the Fish and Game Council's ability to continue as a going concern. The Council is also responsible for disclosing, as applicable, matters related to going concern and using the going concern basis of accounting, unless there is an intention to merge or to terminate the activities of the Fish and Game Council, or there is no realistic alternative but to do so.

The Council's responsibilities arise from the Public Finance Act 1989, the Crown Entities Act 2004, and the Conservation Act 1987.

### **Responsibilities of the auditor for the audit of the financial statements and the statement of performance**

Our objectives are to obtain reasonable assurance about whether the financial statements and the statement of performance, as a whole, are free from material misstatement, whether due to fraud or error, and to issue an auditor's report that includes our opinion.

Reasonable assurance is a high level of assurance, but is not a guarantee that an audit carried out in accordance with the Auditor-General's Auditing Standards will always detect a material misstatement when it exists. Misstatements are differences or omissions of amounts or disclosures, and can arise from fraud or error. Misstatements are considered material if, individually or in the aggregate, they could reasonably be expected to influence the decisions of readers taken on the basis of these financial statements and the statement of performance.

For the budget information reported in the financial statements and the statement of performance, our procedures were limited to checking that the information agreed to the Fish and Game Council's description of the annual operating work plan.

We did not evaluate the security and controls over the electronic publication of the financial statements and the statement of performance.

As part of an audit in accordance with the Auditor-General's Auditing Standards, we exercise professional judgement and maintain professional scepticism throughout the audit. Also:

- We identify and assess the risks of material misstatement of the financial statements and the statement of performance, whether due to fraud or error, design and perform audit procedures responsive to those risks, and obtain audit evidence that is sufficient and appropriate to provide a basis for our opinion. The risk of not detecting a material misstatement resulting from fraud is higher than for one resulting from error, as fraud may involve collusion, forgery, intentional omissions, misrepresentations, or the override of internal control.
- We obtain an understanding of internal control relevant to the audit in order to design audit procedures that are appropriate in the circumstances, but not for the purpose of expressing an opinion on the effectiveness of the Fish and Game Council's internal control.
- We evaluate the appropriateness of accounting policies used and the reasonableness of accounting estimates and related disclosures made by the Council.
- We evaluate the appropriateness of the reported performance information within the Fish and Game Council's framework for reporting performance.
- We conclude on the appropriateness of the use of the going concern basis of accounting by the Council and, based on the audit evidence obtained, whether a material uncertainty exists related to events or conditions that may cast significant doubt on the Fish and Game Council's ability to continue as a going concern. If we conclude that a material uncertainty exists, we are required to draw attention in our auditor's report to the related disclosures in the financial statements and the statement of performance

or, if such disclosures are inadequate, to modify our opinion. Our conclusions are based on the audit evidence obtained up to the date of our auditor's report. However, future events or conditions may cause the Fishing and Game Council to cease to continue as a going concern.

- We evaluate the overall presentation, structure and content of the financial statements and the statement of performance, including the disclosures, and whether the financial statements and the statement of performance represent the underlying transactions and events in a manner that achieves fair presentation.

We communicate with the Council regarding, among other matters, the planned scope and timing of the audit and significant audit findings, including any significant deficiencies in internal control that we identify during our audit.

Our responsibilities arise from the Public Audit Act 2001.

#### **Other Information**

The Council is responsible for the other information. The other information comprises the information up to page 4, but does not include the financial statements and the statement of performance, and our auditor's report thereon.

Our opinion on the financial statements and the statement of performance does not cover the other information and we do not express any form of audit opinion or assurance conclusion thereon.

In connection with our audit of the financial statements and the statement of performance, our responsibility is to read the other information. In doing so, we consider whether the other information is materially inconsistent with the financial statements and the statement of performance or our knowledge obtained in the audit, or otherwise appears to be materially misstated. If, based on our work, we conclude that there is a material misstatement of this other information, we are required to report that fact. We have nothing to report in this regard.

#### **Independence**

We are independent of the Fish and Game Council in accordance with the independence requirements of the Auditor-General's Auditing Standards, which incorporate the independence requirements of the Professional and Ethical Standard 1: *International Code of Ethics for Assurance Practitioners* issued by the New Zealand Auditing and Assurance Standards Board.

Other than the audit, we have no relationship with, or interests in, the Fish and Game Council.



Richard Owen  
**Owen McLeod & Co Ltd**  
On behalf of the Auditor-General  
Hamilton, New Zealand