



# **TARANAKI FISH & GAME COUNCIL**

## **AGENDA PAPERS**

### **COUNCIL MEETING**

**SATURDAY  
13 JUNE 2020**

*Statutory managers of freshwater sports fish, game birds and their habitats*

**Taranaki Region**

124 Ridgway St, Whanganui 4541, New Zealand. Telephone/Facsimile (06) 345 4908  
Email [taranaki@fishandgame.org.nz](mailto:taranaki@fishandgame.org.nz) [www.fishandgame.org.nz](http://www.fishandgame.org.nz)

## AGENDA

SATURDAY 13 JUNE 2020

TO BE HELD AT  
ROUGH HABITS SPORTS BAR & CAFE  
79-81 REGENT STREET, HAWERA

COMMENCING AT 10:00AM

	Page
1. PRESENT AND IN ATTENDANCE	
2. APOLOGIES	
3. WELCOME TO GUESTS	
4. CONFLICT OF INTEREST	
5. MINUTES OF PREVIOUS MEETING (28 <sup>TH</sup> MARCH 2020)	1 – 6
6. MINUTES OF PREVIOUS MEETING (14 <sup>TH</sup> APRIL 2020)	7 - 8
7. MATTERS ARISING FROM THE MINUTES	
8. AGENDA MANAGEMENT & 5 YEAR STRATEGIC PLAN	9 - 30 -
9. HEALTH AND SAFETY REPORT	31 - 32
10. 2020 ANGLER SURVEY RESULTS	33 - 42
11. 2020 PARADISE SHELDUCK SUMMER SEASON REPORT	43 - 48
12. NEW PLYMOUTH KIDS FISHING DAYS	49 - 52
13. LICENCE AGREEMENT	53 - 54
14. RISK ASSESSMENT – AGENDA ITEM	55 - 58
15. 2020/2021 DRAFT ANGLERS NOTICE	59 - 66
16. DRAFT 2020/21 ANNUAL OPERATIONAL WORK PLAN & BUDGET (DISCUSSION)	67 - 70
17. LICENCE SALES REPORT	71 - 78
18. CHAIRMANS REPORT	
19. NATIONAL COUNCILLORS REPORT	
20. WORK PLAN AND BUDGET PROGRESS REPORT TO 30 <sup>TH</sup> MAY 2020	79 - 94
21. PROFIT & LOSS AND BALANCE SHEET	95 - 100
22. CORRESPONDENCE SCHEDULES	101 - 104
23. GENERAL BUSINESS	
24. NEXT MEETING 8 <sup>TH</sup> AUGUST 2020	
25. CLOSURE	



## TARANAKI FISH & GAME COUNCIL

---

MINUTES OF THE TELECONFERENCE MEETING OF THE TARANAKI FISH & GAME COUNCIL,  
HELD ON 28<sup>TH</sup> MARCH 2020 COMMENCING AT 10:00AM.

---

In the absence of the Chairman, Paul Blewman, the Manager, Glenn Maclean, called the meeting to order at 10:15am.

The Manager noted that due to the restrictions placed on us by Level 4 – COVID-19 the Government has made changes to the Local Government Official Information and Meetings Act 1987 which enables Council to move motions and accept resolutions for this teleconference meeting.

### RATIFICATION OF ACTING CHAIRMAN IN PAUL BLEWMANS ABSENCE

MOVED BRIGHT / NANCARROW

THAT IN THE ABSENCE OF THE CHAIRMAN, COUNCILLOR CHRIS DONALD ASSUME THE CHAIR FOR THIS MEETING

CARRIED

### 1. PRESENT

Councillors Alan Flynn, Romon Sargeson, Craig McEwen, Cory Potroz, Chris Donald, John Nancarrow, Gerard Karalus, Chris Bright and Steve Hugo.

### IN ATTENDANCE

Manager Glenn Maclean, Senior Field Officer Allen Stancliff and Secretary Jilli Steedman.

### 2. APOLOGIES

Apologies were received from Paul Blewman, Daniel Gordon and David Potroz.

MOVED BRIGHT / KARALUS

THAT THE APOLOGIES RECEIVED BE SUSTAINED

CARRIED

### 3. WELCOME TO GUESTS

The chairman welcomed Councillors and Fish & Game staff to the meeting.

### 4. CONFLICT OF INTEREST

There were none that hadn't already been notified at previous meetings.

### 5. MINUTES OF PREVIOUS MEETING – 22<sup>ND</sup> FEBRUARY 2020

MOVED KARALUS / SARGESON

THAT THE MINUTES OF THE PREVIOUS MEETING HELD ON 22<sup>ND</sup> FEBRUARY 2020 IN RAETIHI, BE CONFIRMED AS A TRUE AND CORRECT RECORD

CARRIED

**6. MATTERS ARISING**

Councillor Karalus enquired about the progress of the possible dam removal on the Kaupokonui River. The consenting process is underway but work to remove the weir may not happen until after 1 November 2020.

Allen Stancliff updated the councillors on the ammonia leak at Silver Fern Farm's abattoir into the Tawhiti Stream. It had no effect on the hatchery but fish life was killed in the stream down to the Tangahoe River confluence. TRC staff reported that no dead trout were found.

**7. AGENDA MANAGEMENT & 5 YEAR STRATEGIC PLAN**

Councillor McEwen updated Councillors on progress installing a fishing platform at Lake Mangamahoe. The platform is now nearly complete.

**8. REVIEW 5 YEAR STRATEGIC PLAN**

A project to address the identified need for diversity of membership on this Council has been included.

The Manager noted that in light of the current COVID-19 situation, this plan will need to be reviewed once we have a better idea of the opportunities and constraints moving forward.

MOVED MCEWEN / NANCARROW

THAT TARANAKI FISH & GAME ENDORSE THE 5-YEAR STRATEGIC PLAN FOR 2020/21 TO 2024/25.

CARRIED

**9. HEALTH AND SAFETY REPORT**

The Manager noted the measures that have been taken to ensure staff safety as the risk from COVID-19 virus has developed. The manager also discussed a near miss report and measures taken to address this.

MOVED SARGESON / NANCARROW

THAT THE MANAGERS HEALTH AND SAFETY REPORT, BE RECEIVED

CARRIED

**10. CORONAVIRUS DISCUSSION**

The Manager advised Councillors that Fish & Game generally does not come under essential services and all staff are now self-isolating at home. Staff were continuing to work from home where possible.

The hatchery however will be looked after by the younger volunteers as our obligations to animal welfare means this is an essential service in this case. Two year trout were released from the hatchery into the lower Patea River in the days prior to going to Alert Level 4 to reduce demands on the hatchery.

Councillors discussed the upcoming 2020 Gamebird Season, and the impact Level 4 restrictions will have;

- ➔ The financial loss to Fish and Game that will most likely occur with the reduced sale of Gamebird licences.
- ➔ The need to cut all non-essential spending
- ➔ The likelihood of having to use reserve funds
- ➔ Changes to pegging day
- ➔ The possibility of refunds to hunters who have already purchased a licence.
- ➔ Taranaki Fish & Game does qualify for the government wage subsidy and has already applied.
- ➔ A commitment to retaining staff if at all possible

The Chairman noted that we need to encourage hunters to play their part with the Level-4 restrictions.

The Manager noted how quickly things have and can change and we may need to have more teleconference meetings in the future.

#### **11. DRAFT 2020/2021 ANNUAL OPERATIONAL WORK PLAN AND BUDGET**

The Manager noted that the budget balances to our current indicative income and given current circumstances there will be no contestable fund bids applied for in this budget. He recommended that until we know what we are likely to face in the aftermath of the COVID-19 virus that there is no point at this stage making any changes.

The Manager highlighted that while at this stage future income looked likely to reduce it was still an unknown situation and other scenarios might see F&G not impacted so badly.

MOVED NANCARROW / HUGO

THAT THE DRAFT 2020/2021 ANNUAL OPERATIONAL WORK PLAN AND BUDGET, BE RECEIVED

CARRIED

#### **12. REVIEW OF FISHING COMPETITION POLICY**

This policy was discussed at the last council meeting and changes around the cash prizes and resource rentals have been included. Council discussed cash prizes and preferred that these were permitted at the Council's discretion.

MOVED HUGO / MCEWEN

THAT TARANAKI FISH AND GAME COUNCIL APPROVE THE SPORTS FISHING COMPETITION POLICY WITH THE INCLUSION OF PERMITTING CASH PRIZES AT THE COUNCILS DISCRETION

CARRIED

#### **13. TROUT RELEASE SCHEDULE**

Councillors discussed organised fishing opportunities consistent with R3 objectives and branding.

Councillors discussed the ability to grow larger fish at the hatchery for release into the Patea River.

MOVED BRIGHT / NANCARROW

THAT TARANAKI FISH AND GAME COUNCIL RECEIVE THIS RELEASE SCHEDULE

CARRIED

**14. DRAFT NATIONAL STRATEGIC COMMUNICATION PLAN**

Councillor Sargeson noted that we need to retain our own regional voice, which was agreed by all Councillors.

MOVED MCEWEN / KARALUS

THAT TARANAKI FISH AND GAME COUNCIL;

- SUPPORTS THE DEVELOPMENT OF A STRATEGIC COMMUNICATION PLAN
- REQUESTS THAT THE DRAFT PLAN BE AMENDED SO AS TO ACHIEVE CO-ORDINATION OF REGIONAL FISH AND GAME COUNCIL MEDIA ACTIVITIES RATHER THAN ATTEMPTING TO DIRECT THESE ACTIVITIES
- SUPPORTS LOCAL SOCIAL MEDIA PAGES AND ACCOUNTS RATHER THAN A SINGLE NATIONAL PAGE

CARRIED

**15. LAKE WIRITOA CLOSURE PLAN**

This item was discussed in general business at the last meeting.

MOVED SARGESON / NANCARROW

THAT TARANAKI FISH AND GAME COUNCIL FORGO SEEKING CLOSURE OF LAKE WIRITOA FOR GAMEBIRD HUNTING AND INSTEAD ERECT SIGNS WARNING THAT DUCK HUNTING MAY BE OCCURRING.

CARRIED

**16. LICENCE SALES REPORT**

MOVED KARALUS / BRIGHT

THAT THE FISH LICENCE SALES TO 17 MARCH 2020, WITH COMPARISON TO THE PREVIOUS YEAR, BE RECEIVED.

CARRIED

**17. CHAIRMANS REPORT**

In the absence of Paul Blewman, there is no Chairman's report.

**18. NATIONAL COUNCILLORS REPORT**

In the absence of Paul Blewman, there is no National Councillor's report

**19. WORK PLAN AND BUDGET PROGRESS REPORT TO 29 FEBRUARY 2020**

The Manager noted that work and expenditure is tracking well, however, there will be projects that will now not be able to be completed this financial year due to the developing COVID-19 crisis and response.

MOVED SARGESON / BRIGHT

THAT THE BUDGET AND PROJECT PROGRESS REPORTS TO 29 FEBRUARY 2020, BE RECEIVED

CARRIED

**20. PROFIT & LOSS AND BALANCE SHEET**

MOVED KARALUS / C POTROZ

THAT PROFIT & LOSS AND BALANCE SHEET TO 29 FEBRUARY 2020, BE RECEIVED  
CARRIED

**21. CORRESPONDENCE**

MOVED SARGESON / C POTROZ

THAT INWARDS AND OUTWARDS CORRESPONDENCE SCHEDULES TO 16 MARCH 2020, BE  
RECEIVED  
CARRIED

**22. GENERAL BUSINESS**

Councillor Karalus noted his intention to submit on the Opunake HEPS & Waiaua River consent applications and he encouraged others to do so as well. Allen Stancliff noted aspects of the application and that F&G will have a submission to TRC before 14<sup>th</sup> April 2020.

**23. NEXT MEETING 23<sup>RD</sup> MAY 2020, WAITARA**

It was noted that this may be another teleconference

**24. CLOSURE**

In the absence of the Chairman whose phone link had dropped out the Manager thanked all councillors and staff for making this meeting possible in such trying circumstances. There being no further business the Manager closed the meeting at 11:30am.

**APPROVED AS A TRUE AND CORRECT RECORD**

**CHAIRMAN** \_\_\_\_\_

**DATE** \_\_\_\_\_



-----

## TARANAKI FISH & GAME COUNCIL

---

MINUTES OF THE EXTRAORDINARY TELECONFERENCE MEETING OF THE TARANAKI FISH & GAME COUNCIL, HELD ON 14<sup>TH</sup> APRIL 2020 COMMENCING AT 7:00PM.

---

In the absence of the Chairman, Paul Blewman, the Manager, Glenn Maclean, called the meeting to order at 7:25 pm.

The Manager noted that due to the restrictions placed on us by Level 4 – COVID-19 the Government has made changes to the Local Government Official Information and Meetings Act 1987 which enables Council to move motions and accept resolutions for this teleconference meeting.

### RATIFICATION OF ACTING CHAIRMAN IN PAUL BLEWMANS ABSENCE

MOVED BRIGHT / NANCARROW

THAT IN THE ABSENCE OF THE CHAIRMAN, COUNCILLOR CHRIS DONALD ASSUME THE CHAIR FOR THIS MEETING

CARRIED

### 1. PRESENT

Councillors Alan Flynn, Romon Sargeson, Cory Potroz, David Potroz, Chris Donald, John Nancarrow, Gerard Karalus, Daniel Gordon, Chris Bright, Craig McEwen and Steve Hugo.

### IN ATTENDANCE

Manager Glenn Maclean, Senior Field Officer and Secretary Jillie Steedman.

### 2. APOLOGIES

Apologies were received from Paul Blewman.

MOVED BRIGHT / NANCARROW

THAT THE APOLOGIES RECEIVED BE SUSTAINED

CARRIED

### 3. CONSIDERATION OF OPTIONS FOR 2020 GAMEBIRD SEASON

The manager noted the necessity to hold a meeting at very short notice to specifically address a paper received from National Office regarding possible options for a 2020 Gamebird season during the current COVID-19 response. This paper has been sent to all regions for consultation under urgency.

There was lengthy discussion on options Fish and Game could consider. Given the rapidly changing circumstances and immediate uncertainty around when Alert Level 4 might be reduced to Level 3, and also what Level 3 might mean for hunters and hunting opportunity, then Councillors considered retaining the status quo at this point was the

preferred option. However if no hunting was possible anywhere in NZ until after Opening Weekend then it was suggested that it may be appropriate to review options at this time. It was noted that under Alert level 3 there was likely that some landowners would be uncomfortable about allowing access and there was general support for promoting a second 'opening weekend' later in the season when things had hopefully settled somewhat.

Councillors also requested that information to hunters provide helpful guidance regarding how to maintain social distancing and any other COVID-19 response requirements.

MOVED D POTROZ / FLYNN

THAT TARANAKI FISH & GAME COUNCIL RECOMMENDS THAT;

1. THE 2020 GAMEBIRD SEASON PROGRESS AS GAZETTED
2. IF AFTER MAY 4<sup>TH</sup> ALL OF NZ REMAINS UNDER ALERT LEVEL 4 THEN EACH F&G COUNCIL MAY MAKE RECOMMENDATIONS REGARDING POSSIBLE EXTENSIONS TO THE GAMEBIRD SEASON FOR EACH REGION
3. INFORMATION TO HUNTERS PROVIDE HELPFUL GUIDANCE ON HOW TO HUNT EFFECTIVELY, SAFELY AND CONSISTENT WITH ALERT LEVEL REQUIREMENTS.

CARRIED - UNANIMOUSLY

The acting chairman thanked all councillors for their participation in this meeting and thought that during the lockdown and leading up to the gamebird season that regular informal teleconference catchups should be held. Councillors supported that the Manager look into opening a ZOOM account to see if this would overcome some of the problems Councillors were having using the current teleconferencing tool.

#### 4. CLOSURE

There being no further business the Chairman closed the meeting at 8.00 pm.

**APPROVED AS A TRUE AND CORRECT RECORD**

**CHAIRMAN** \_\_\_\_\_

**DATE** \_\_\_\_\_

## TARANAKI FISH & GAME COUNCIL

The Chairman  
Taranaki Fish & Game Council

### AGENDA MANAGEMENT

Council should do the following things;

- Review progress with items on the Action List, these items derived from past Council meetings
- Review the Annual Program for Meeting Agendas, and decide if any items should be added/ moved or deleted from this
- Review the Current Agenda and decide on the order of items, the timing requirements for items, any items to be deferred, or any new business to be tabled.

No resolutions should be necessary here, unless to resolve debate on a future course of action. The Minutes will record all issues that Council agrees, and these will be reflected in future Action Lists, Annual Programs, and Agendas as may be appropriate.

Glenn Maclean  
Regional Manager  
3 June 2020

**TARANAKI FISH & GAME COUNCIL**

**ACTION LIST ARISING FROM COUNCIL DECISIONS**

<b>Subject</b>	<b>Responsible</b>	<b>Target Date</b>	<b>Item Update – Actions Required</b>
Reinstatement of sign at Lake Mangamahoe/ erection of fishing platforms	Manager	December 2019	Decking installed and 85% complete Sign erected at main entry carpark, 2 <sup>nd</sup> sign will be erected when platform is completed
Explore programme for hunters to undertake predator control	Manager	September 2019	No further progress at this stage
Lake Wiritoa closure	Manager	March 2020	Warning signs erected prior to Opening Weekend

**TARANAKI FISH & GAME COUNCIL**  
**ANNUAL MEETING AGENDA PROGRAM**

<b>Meeting</b>	<b>Board</b>	<b>Operational</b>	<b>Statutory</b>	<b>Strategic/Policy</b>
22 February 2020 Raetihi	All Board Items	All Operational Items, to be received	Confirm Game Season Regulations.	Review 5 Year Strategic Plan
28 March 2020 Teleconference	All Board Items	All Operational Items, to be received	Consider Draft 2020/2021 Annual Operational Work Plan & Budget.	
23 June 2020 Hawera	All Board Items.	All Operational Items, to be Received Review managers contract	<ul style="list-style-type: none"> <li>• Fish Season Regs.</li> <li>• Licence fee recommendation</li> </ul>	<ul style="list-style-type: none"> <li>• Nominations for Bruce McKenzie Memorial Award</li> </ul>
8 August 2020 Hawera	All Board Items.	All Operational Items, to be Received	<ul style="list-style-type: none"> <li>• Adopt 2020 / 2021 Annual Plan</li> </ul>	<ul style="list-style-type: none"> <li>• Receive nominations for Bruce McKenzie Memorial Award</li> </ul>
17 October 2020 Stratford	All Board Items.	All Operational Items, to be Received	<ul style="list-style-type: none"> <li>• End of Year Project Reports</li> </ul>	<ul style="list-style-type: none"> <li>•</li> </ul>
5 December 2020 Whanganui meeting and AGM	All Board Items.	All Operational Items, to be Received	<ul style="list-style-type: none"> <li>• 2021 Game Gazette Notice</li> </ul>	<ul style="list-style-type: none"> <li>• 2021 meeting dates</li> </ul>

2019/20 – 2023/24 Strategic Plan

Draft


Work Area (why are we undertaking this objective?)	Key Result (what are we actually doing and how this contributes to objective?)	2019/20	2020/21	2021/22	2022/23	2023/24
<p><b>Participation</b></p> <p>Add value to our licence holders to increase their success and satisfaction so they remain in the sport</p> <p>Recruit (and re-activate) new licence holders to protect revenue required for effective management and to maintain support for and recognition of the importance of fish &amp; game resources and their use</p>	<p><b>Signage</b></p> <p>Provide anglers with helpful on-site information re access, regulations and techniques to make it easier to go fishing</p> <p><b>Licence holder contact</b></p> <p>Contact licence holders (mail, email, social media and individually by phone or face to face) to share information that encourages and assists</p>	<p>Replace/ erect new signs on rivers and lakes around the region consistent with the priorities identified</p> <p>2 - 3 signs replaced per year</p> <p>Complete Lake Mangamahoe information signs</p> <p>Produce Taranaki fishing newsletter sent to licence holders shortly after the start of each season</p> <p>Produce Taranaki hunting newsletter sent to licence holders and RD box holders prior to each season</p> <p>Produce 2-page magazine supplement for each issue of F&amp;G Magazine</p>	<p>Information signs on Retaruke and Whanganui Rivers (Te Araroa trail users)</p> <p>Review Ruatiti information sign and update as necessary</p> <p>By Aug 2021 identify any changes and agree process to upgrade with other parties</p>			
		Implement and utilise social media consistent with National Office policy	Develop and utilise licence holder email list to highlight information of			

	<p>users to make best use of the F&amp;G resource</p>	<p>specific value such as upcoming children's fishing days Information on 2020 fishing days emailed to licence holders</p>
<p>Angling and hunting web pages</p> <p>How to and where to go information is readily available, easily understood and up to date to assist &amp; guide licence holders and prospective participants</p>	<p>Update and expand Whanganui River information</p> <p>Produce cardboard flyer with guidance re where to find detailed angling information</p> <p>Work with National Office to upgrade website.</p> <p>Review information and effectiveness of web links annually or when issue identified</p> <p>Information is current and easily found</p> <p>Introduction to duck hunting opportunities in the Taranaki Region</p> <p>Draft text prepared by Aug 2020</p> <p>Explore options for ongoing fishing opportunities for kids and families based on local ponds and threshold experiences</p> <p>Identify and explore future options for Stratford by Aug 2020</p> <p>Review options to maximise use of Sattlers Dam by 2021</p>	
<p>Children and family fishing days and opportunities</p> <p>Provide opportunities for children and families to go fishing easily and on an ongoing basis, so they potentially become lifelong anglers. To engender support for fishing and the activities of</p>		



<p><i>Fish &amp; Game among the general public</i></p>	<p>Incorporate national branding and approaches as per R3 strategy in Children's Fishing Programme</p>	<p>Undertake review of fishing opportunities provided at Lake Mangamahoe</p>	<p>Develop fishery in Hawera irrigation pond</p> <p><i>Release fish in 2018, 2019 and 2020, monitor the fishery in autumn 2020</i></p>	<p>Explore and develop mentoring schemes for hunters including public instruction/ information days</p> <p><i>Identify possible option(s) by Aug 2020</i></p> <p><i>Implement most promising option identified by May 2021</i></p>	<p>Develop web based introductory package for hunters highlighting easy opportunities including access and methods to get started</p>
<p><i>Increase participation</i></p> <p><i>Encourage past and prospective hunters and anglers into the sport through initiatives which make it easy to have a go and/ or provide support.</i></p>	<p>Develop web based introductory package for anglers highlighting easy opportunities including access and methods to get started</p>	<p>Develop web based introductory package for anglers highlighting easy opportunities including access and methods to get started</p>	<p>Develop web based introductory package for anglers highlighting easy opportunities including access and methods to get started</p>	<p>Develop web based introductory package for anglers highlighting easy opportunities including access and methods to get started</p>	<p>Develop web based introductory package for anglers highlighting easy opportunities including access and methods to get started</p>

	<p><b>Angler &amp; hunter aspirations</b>  <i>In order to best manage the resource and opportunities in the best interests of anglers &amp; hunters it is essential to understand the aspirations of Taranaki licence holders and what they seek from their fishing &amp; hunting experience.</i></p>		<p>Survey of aspirations of trout anglers</p>		<p>Re-survey of aspirations of upland game hunters</p>	<p>Re-survey of aspirations of duck hunters</p>
<p><b>Improve angler/ hunter access</b>  <i>Fundamental to participation is that licence holders need to be able to readily access and utilise the available fish &amp; game populations.</i></p>	<p><i>Completion of 2<sup>nd</sup> angling platform</i></p>	<p>Negotiate access to Whanganui forests for gamebird hunting</p>	<p>Provide for increased angling access around Lake Mangamahoe through provision of third angling platform</p> <p><i>Agreements and funding in place by Aug 2021</i></p>	<p>Review and refine permit process and conditions for gamebird hunting</p>		
<p><b>Manage hunter behaviour</b>  <i>Maximise hunter enjoyment and participation and also general public support so as to minimise the threat to the sport from anti-hunting groups</i></p>	<p>Develop long-term strategy to achieve appropriate hunter behaviour</p>	<p>Review access information and where appropriate identify contact details/ negotiate access</p> <p><i>Complete Waingongo review Aug 2021</i></p>	<p>Implement strategy</p> <p><i>Initial actions in place by May 2021</i></p>			
	<p><b>Promote table qualities of the</b></p>	<p>Locate and publicise quality</p>				

	<p><b>resource.</b>  <i>An important part of the sport is the taking of prime food for the table, and which adds additional value to their sport. Making use of shot game as a natural, healthy food also makes hunting more acceptable to the general public</i></p>	<p>gamebird recipes especially for paradise duck</p>			
<p><b>Minimise barriers</b>  <i>An effective network of licence administration minimises the barriers to purchasing a licence, and in turn can add significant value for the purchaser in terms of providing information and equipment.</i></p>	<p><i>Utilise simple, consistent and easy to understand regulations that are both effective and that minimise uncertainty and reluctance to have a go</i></p>	<p>Provide support, service and upskilling of licence agents to operate as effective licence outlets and sources of valued information on opportunities and techniques</p>			
		<p>Review regulations annually with an objective to achieve simplicity and consistency across the region and between regions as opportunities allow</p>			

Work Area (why are we undertaking this objective?)	Key Result (what are we actually doing and how this contributes to objective?)	2019/20	2020/21	2021/22	2022/23	2023/24
<p>Sports fish monitoring and management</p> <p>To obtain necessary information and undertake effective management actions to sustainably manage sports fish populations across the region so as to foster angler success and satisfaction such that they remain in the sport.</p>	<p>Obtain baseline information for key streams</p> <p>To better understand key fisheries and identify threats and opportunities to the maintenance of important angling resources</p>	<p>Review fishery status of Retaruke River</p> <p>Extended one year due to unsuitable survey conditions in December 2019</p>	<p>Assess juvenile recruitment along the Timaru Stream in preparation for discussion over the weir</p>	<p>Waingongoro Mangaonui River, Patea</p>		Waingongoro
		<p>Investigate value of stocking specific streams and lakes</p> <p>To ensure any stocking programme is effective in terms of an increased return to the angler, is socially appropriate and a sound use of what are limited resources</p>	<p>Undertake annual stocking plan</p> <p>Achieve proposed stocking programme each year</p> <p>Undertake trial release of 2yr old trout into Patea River</p> <p>Undertake releases and monitoring of lower Patea River under contract to Trustpower Ltd</p> <p>Meet annual contract obligations</p>	<p>Waingongoro Mangaonui River, Patea</p>	<p>Waingongoro Mangaonui River, Patea</p>	Lake Rotomanu
<p>Investigate opportunities to restore fisheries</p> <p>Some previously important fisheries have declined over time and there maybe opportunities to restore some</p>		<p>Review and investigate Stony River</p>		<p>Waingongoro Mangaonui River, Patea</p>	Lake Rotomanu	



	<p><i>of these to the benefit of local anglers</i></p>	<p><b>Angler surveys &amp; diaries</b>  <i>These provide a mechanism to effectively monitor many of the regions fisheries which otherwise would be outside the resources available to F&amp;G. This information is important for assessing angler satisfaction, making management responses including regulation setting and also in promoting the importance of the fishery in resource consent and community processes</i></p>	
		<p><b>Undertake angler diary programme annually</b>  <i>Each year promote the scheme and produce annual report of results</i></p>	
		<p><b>Review options for the hatchery to ensure that hatchery operation is efficient, effective and sustainable re meeting future stocking requirements.</b>  <i>Will be influenced by the National Council stocking review (draft) and R3 needs.</i></p>	<p><b>Implement decisions</b></p>
<p><b>Hatchery</b>  <i>Stocking appropriate waterways with trout is an effective way to increase angling opportunity. In particular stocking lakes and impoundments close to urban centres can be highly valued by family and other groups contributing to a healthier lifestyle and enhancing support for fishing and F&amp;G. It is also an important tool to introduce budding anglers to fishing and protecting the</i></p>			

licence base		2019/20	2020/21	2021/22	2022/23	2023/24
<p><b>Work Area</b> (why are we undertaking this objective?)</p> <p>Gamebird monitoring and investigations</p> <p>To obtain necessary information and undertake effective management actions to sustainably manage gamebird populations across the region to maximise hunter satisfaction so they remain in the sport.</p>	<p><b>Key Result</b> (what are we actually doing and how this contributes to objective?)</p> <p>Mallard Duck monitoring Obtaining an accurate estimate of the duck population annually to set season regulations is fraught with difficulties and is resource intensive. Furthermore the regulation setting timetable means substantial population changes may occur between any monitoring and regulation setting and the new hunting season. However potentially hunting mortality may either be negligible, compensatory and/ or naturally reduce when populations are low anyway. The alternative approach if the population is robust &amp; hunting mortality is relatively minor is to focus on maintaining consistent regulations which allow for a reasonable bag and season</p>	<p>2019/20</p> <p>Complete Waimarino banding and report on monitoring and management implications. Implement banding protocol for Whanganui area <i>Select and trap first sites 2020</i> <i>Complete site selection and undertake full banding 2021 including recovery of bands</i> <i>Complete report of banding results August 2022</i> Complete annual aerial count of transects across the Taranaki ringplain <i>Count data is summarised in annual discussion paper re recommended Game Gazette conditions</i></p>	<p>2020/21</p>	<p>2021/22</p>	<p>2022/23</p> <p>Review monitoring programme for the region taking into account banding results and including regulation setting requirements  Implement identified monitoring programme</p>	<p>2023/24</p>
		<p>Participate in and meet data entry requirements for the National Hunter Survey  Target for number of interviews is achieved and data summarised in annual discussion paper</p>				

<p>length at minimal risk to the population. This manages hunter expectations and allows them to invest with some certainty to the future while freeing up management resources</p>	<p><i>re recommended Game Gazette conditions</i></p>
<p><b>Paradise shelduck monitoring</b> Paradise shelduck are an important resource for Taranaki hunters. However in large numbers they can impact on farming operations. Numbers can be effectively monitored by undertaking moult counts across the region and the information used to manage numbers sufficient to provide valued hunting opportunities without unreasonably impacting on landowners</p>	<p>Undertake paradise shelduck moult counts across the region in January each year</p> <p><i>Produce an annual report detailing trends in numbers</i></p> <p>Review current moult sites monitored and how the data is reported Implement recommendations from review</p>
<p><b>Pukeko monitoring</b> Large aggregations of pukeko create problems for landowners and create a hunting opportunity for licence holders. However over much of the region numbers are very low so it is essential to have sound monitoring information so as to set effective regulations which</p>	<p>Review current moult sites monitored and how the data is reported Implement recommendations from review</p> <p>Review current moult sites monitored and how the data is reported Implement recommendations from review</p> <p>Undertake monitoring of Taranaki ring plain populations</p> <p><i>Count data is summarised in annual discussion paper re recommended Game Gazette conditions</i></p>

	<p><i>maximise opportunity while ensuring the sustainability of the regional populations.</i></p> <p><b>New opportunities</b>  <i>There are potentially a number of ways the resource may be supplemented and hunting undertaken. So long as any new approach does not unreasonably impact on other hunters then this is an opportunity that may be valued by a segment of licence holders.</i></p>	<p>Review game bird collection fees</p> <p>Review game laws and the economic outcome of current approaches</p> <p>Review game reserves</p>	<p>Quickly and efficiently respond to landowner concerns as required. Implement Special Season for paradise shelduck as and where appropriate</p>
<p><b>Dispersal</b>          Manage problem aggregations of gamebirds to minimise their impacts on landowners and protect/ create hunting opportunities for licence holders</p>			



Work Area (why are we undertaking this objective?)	Key Result (what are we actually doing and how this contributes to objective?)	2019/20	2020/21	2021/22	2022/23	2023/24
<b>Compliance</b> Protect resource sustainability and user experience to maintain licence holder satisfaction	<b>Compliance</b> Make best use of available resources to implement the objectives of the Compliance Policy so as to best protect the sports fish & game resource and its use		Review Compliance Strategy Consider other options to undertake compliance if and when these become available			
<b>Honorary Rangers</b> Safe use of honorary rangers to provide effective and valued compliance coverage across the Taranaki region		Undertake effective opening day ranging across the region and at other key times or in response to identified issues  Annual compliance report presented to Council	Ranger training in implementing R3 principles  All rangers receive introduction to R3 in 20/21  Renew ranger warrants for existing rangers  Paperwork submitted by Aug 2021			

Work Area (why are we undertaking this objective?)	Key Result (what are we actually doing and how this contributes to objective?)	2019/20	2020/21	2021/22	2022/23	2023/24
<p>Public interaction There are many groups whose decisions and actions impact on the fish &amp; game resource. By working closely and constructively with these groups more can be achieved to protect and enhance resource sustainability and user experience</p>	<p><b>Iwi Liaison</b> Proactively foster close and productive working relationships and share expertise with iwi groups to collectively achieve greater protection of freshwater and wetland habitats and species. Also to enable robust and helpful discussion on issues affecting licence holders including access</p>	<p>Take opportunities to work with community/ iwi groups on habitat improvement projects Successfully undertake governance role for Whangāehu Freshwater Improvement Fund 2019 – 2021 Represent F&amp;G and provide valued input to Te Awa Tupua process</p>				
<p>In the face of an increasing urban population to ensure hunting &amp; fishing is valued by the general public who recognise that these activities contribute to wider good such as a better environment and</p>	<p><b>Effective Liaison with Statutory Managers</b> Develop and maintain strong working relationships and involvement with DOC and local and regional councils to effectively represent the interests of hunters and anglers in formal decision-making processes</p>	<p>Proactively work with Taranaki and Horizons Regional Council staff Involve council staff in GBHT and H&amp;H applications as appropriate</p>				<p>Develop and maintain constructive relationships with DOC staff as opportunities arise</p>

<p>healthy lifestyle and in turn support protecting these resources and the opportunity to participate.</p>	<p><b>Community Involvement &amp; Advocacy</b>  <i>Actively seek to contribute to the wider community as part of undertaking F&amp;G activities and highlight these broader benefits to engender wider support for F&amp;G, angling and hunting.</i></p>	<p>Recognise and pursue opportunities to contribute to the wider community as part of undertaking core F&amp;G activities</p> <p><i>Participate in Wild for Taranaki</i></p> <p><i>Contribute to and support activities of Rotokare Scenic Reserve Trust</i></p>
<p><b>Effective use of the Media</b>  <i>Maintain positive profile which encourages prospective participants and fosters support and understanding among the general public</i></p>	<p><b>Review media strategy</b></p>	<p>Develop and refine facebook and associated Instagram pages</p> <p><i>Pages in place and actively updated by Aug 2020 (depending on any National Communication Policy and website re-organisation)</i></p> <p>Review and refine website (dependant on national decisions and directions)</p>

Work Area (why are we undertaking this objective?)	Key Result (what are we actually doing and how this contributes to objective?)	2019/20	2020/21	2021/22	2022/23	2023/24
<b>Habitat management</b> Protecting / improving habitat for sports fish & game is a fundamental and effective means to sustaining the fish & game resource in the interests of licence holders	<b>Taranaki Freshwater Plan</b> Sports fish and game habitat will be better protected by effective provisions in this Plan. This will also limit the resources F&G expends on addressing individual consent applications freeing these resources up to be used elsewhere	Actively engage in the process to protect and enhance the interests of Taranaki hunters and anglers  <i>Process deadlines to contribute and submit are met</i>				
<b>Effectively engage in RMA consent processes.</b> In the absence of greater direction in regional plans it is necessary to engage in individual consent applications to ensure protection of Fish and Game resources and access to these	<b>Engage in relevant specific consent applications to protect F&amp;G interests</b> Trustpower consents for the Mangorei and Motukawa hydro schemes (consents expire 1 June 2024)			Review strategic approach re engagement in individual consent processes  <i>Dependent on progress with Taranaki Freshwater Plan</i>		
<b>Habitat enhancement</b> Take opportunities by working co-operatively to share knowledge, promote, fund and	<b>Work with other parties to remove</b>			Establish Environmental SWAPs		

	<p><i>encourage landowners and community groups to improve habitat for the benefit of sports fish and gamebird species and fishing and hunting opportunity</i></p>	<table border="1"> <tr> <td data-bbox="183 904 306 1379"> <p>Glenn Road Weir</p> <p>Explore options to remove Timaru Stream weir</p> </td> <td data-bbox="183 678 306 904"></td> <td data-bbox="183 452 306 678"></td> <td data-bbox="183 224 306 452"></td> </tr> <tr> <td data-bbox="306 678 564 1379"> <p>Promote and explore any opportunities to improve water quality in Lake Rotomanu</p> </td> <td data-bbox="306 452 564 678"></td> <td data-bbox="306 224 564 452"></td> <td data-bbox="306 224 564 452"></td> </tr> <tr> <td data-bbox="564 678 743 1379"> <p>Promote and develop quality wetland and upland game habitats in association with private landowners and other agencies and including by promoting the GBHT and H&amp;H funds</p> <p><i>At least 3 applications to GBHT &amp; H&amp;H fund per year</i></p> </td> <td data-bbox="564 452 743 678"></td> <td data-bbox="564 224 743 452"></td> <td data-bbox="564 224 743 452"></td> </tr> <tr> <td data-bbox="743 678 884 1379"> <p>Keep up to date with current predator control techniques and operations and actively seek to implement effective programmes as opportunities arise</p> </td> <td data-bbox="743 452 884 678"></td> <td data-bbox="743 224 884 452"></td> <td data-bbox="743 224 884 452"></td> </tr> <tr> <td data-bbox="743 224 884 1379"> <p>Orautoha riparian protection works</p> <p><i>Complete annual work programmes as per funding application</i></p> </td> <td data-bbox="743 452 884 678"></td> <td data-bbox="743 224 884 452"></td> <td data-bbox="743 224 884 452"></td> </tr> </table>	<p>Glenn Road Weir</p> <p>Explore options to remove Timaru Stream weir</p>				<p>Promote and explore any opportunities to improve water quality in Lake Rotomanu</p>				<p>Promote and develop quality wetland and upland game habitats in association with private landowners and other agencies and including by promoting the GBHT and H&amp;H funds</p> <p><i>At least 3 applications to GBHT &amp; H&amp;H fund per year</i></p>				<p>Keep up to date with current predator control techniques and operations and actively seek to implement effective programmes as opportunities arise</p>				<p>Orautoha riparian protection works</p> <p><i>Complete annual work programmes as per funding application</i></p>			
<p>Glenn Road Weir</p> <p>Explore options to remove Timaru Stream weir</p>																						
<p>Promote and explore any opportunities to improve water quality in Lake Rotomanu</p>																						
<p>Promote and develop quality wetland and upland game habitats in association with private landowners and other agencies and including by promoting the GBHT and H&amp;H funds</p> <p><i>At least 3 applications to GBHT &amp; H&amp;H fund per year</i></p>																						
<p>Keep up to date with current predator control techniques and operations and actively seek to implement effective programmes as opportunities arise</p>																						
<p>Orautoha riparian protection works</p> <p><i>Complete annual work programmes as per funding application</i></p>																						



Work Area (why are we undertaking this objective?)	Key Result (what are we actually doing and how this contributes to objective?)	2019/20	2020/21	2021/22	2022/23	2023/24
<p><b>Planning &amp; Administration</b></p> <p>The Taranaki Sports Fish &amp; Game Management Plan is a statutory requirement and formally reflects the aspirations of hunters and anglers.</p> <p>The Plan provides high level direction and guidance for management activities and also other statutory plans in the interests of the resource and users</p>	<p><b>Review Management Plan</b> The Plan is required to be reviewed in whole no later than 10 years after it was approved. Any review will include the opportunity for submissions by hunters and anglers and F&amp;G will also consult with other parties, iwi and agencies as it sees appropriate to ensure the plan is comprehensive, effective and of value.</p> <p><b>Strategic planning</b> Implement Management Plan through ongoing review and refinement of 5-year Strategic Plan to provide clear and agreed direction regarding future work programmes and resource allocation and requirements. This strategic plan to guide development of a timely, planned and effective Annual Operational Workplan that reflects the aspirations of hunters and anglers</p>					

<p><i>Strong and effective governance to ensure that the activities of Council are appropriate, well run and reflect the aspirations of all licence holders</i></p>	<p><b>Focus on governance</b> Achieve appropriate diversity across the Council and provide Councilors with professional governance support to best represent the interests of all licence holders</p>		<p>Identify possible options and strategies to increase the diversity of Council</p>	<p>Implement key options identified</p>		
<p><i>Effective and concise administration with accurate reporting to support sound financial management and efficient use of resources in the best interests of the licence holder and fish &amp; game resource</i></p>	<p><b>Simplify operational outputs and coding</b> <i>Provide effective and helpful reporting while minimising unnecessary detail and the time and resources this involves which can be used elsewhere</i></p>		<p>Implement any outcomes of National Council financial review</p>	<p>Coordinate Council Election</p>		
<p><i>Efficient use of resources in the best interests of the licence holder and fish &amp; game resource</i></p>	<p><b>New Plymouth and Whanganui offices</b> <i>Provide effective and healthy office space including storage which is also obvious and accessible to our users and the general public</i></p>	<p>Update Whanganui signage and office interior</p>		<p>Undertake Governance Review</p>		
<p><i>Efficient use of resources in the best interests of the licence holder and fish &amp; game resource</i></p>	<p><b>Administrative improvements</b> <i>Make best use of new systems and technology to maximise administrative efficiencies and minimise costs so resources are available for use elsewhere</i></p>			<p>Undertake Governance Review</p>		

	<p><b>Support for Council</b> Provide valued support to Council which facilitates effective Council governance and operation</p> <p><b>Health &amp; Safety</b> Maintain effective systems to ensure a safe and healthy working environment and the safety of staff and visitors</p>	<p>Recommend changes to 5-Year Strategic Plan, prepare draft Annual Operational Plan and draft Performance Report</p> <p>Prepare concise and complete agenda papers including with a recommended course of action</p> <p>Implement and review Health &amp; Safety Policy, Manual and systems and processes as per identified timetable</p> <p>Annual audit and other identified requirements are reported to Council</p>
--	---	--

Review: February 2021 Council Meeting





## TARANAKI FISH AND GAME COUNCIL

The Chairman  
Taranaki Fish and Game Council

### HEALTH AND SAFETY – June 2020

#### Background

As part of its commitment to Health and Safety and providing a safe workplace the Council requires a report at each meeting detailing the implementation and adherence to the Health and Safety policy and manual including;

1. any new issues or hazards that have arisen and how these have been addressed
2. progress with any ongoing issues
3. outcomes of audits and reviews required in the Health and Safety manual
4. any near misses or injuries and including investigation outcomes and recommendations

#### Update

<b>1. New issues or hazards</b>	
Covid-19 response	Followed government rules under Level 4, 3 and 2. Continued to work from home as much as possible under Level 2 however documented and implemented field and also office operating plan for both Whanganui and New Plymouth Offices consistent with best practice. Purchased masks, gloves and sanitiser and kits placed in each vehicle. Important to continue with Level 2 protocols until NZ actually moves into Level 1

<b>3. Ongoing issues</b>	
Construction of Lake Mangamahoe Platform	Deck 85% complete and all heavy materials in place. Remain cautious when carrying loads down the bank Safety briefing and identification of risks prior to work beginning each day, monitor each other's actions.

4. Audits, reviews and meetings	
HSE included as agenda item for staff meeting	Staff meeting held 3 June 2020
Annual review of Health and Safety Manual	Completed July 2019
Self-audit form	Completed August 2019
Annual review of Hazard Control Plans	All up to date (Field General, Ranging, Hawera Hatchery and Trout Releases reviewed Feb 2020)
H&S Policy Review	Completed August 2019
Fire extinguisher checks	Due June 2020
Staff check use of PPE gear by others in the field	N/A over lock down, however formal protocol followed when working alone over Covid-19 crisis.
5. Near misses and injuries	
Nil	

Glenn Maclean

Regional Manager

3 June 2020

## TARANAKI FISH AND GAME COUNCIL

The Chairman

Taranaki Fish and Game Council

### 2019/20 TARANAKI ANGLER SURVEY

In mid-April 2020 we sent out an electronic survey to all 2019/20 resident Taranaki adult fishing licence holders for whom we held a valid email address. The survey asked a series of questions regarding their success this season as well as angling aspirations and detractors.

The survey was sent before many of the waters closed on April 30, however the Covid-19 lockdown meant there was very limited future angling likely. On the other hand, lockdown provided an ideal opportunity for anglers to complete the survey.

600 survey invites were sent out of which 435 were opened and 175 surveys partially or totally completed (29.2%).

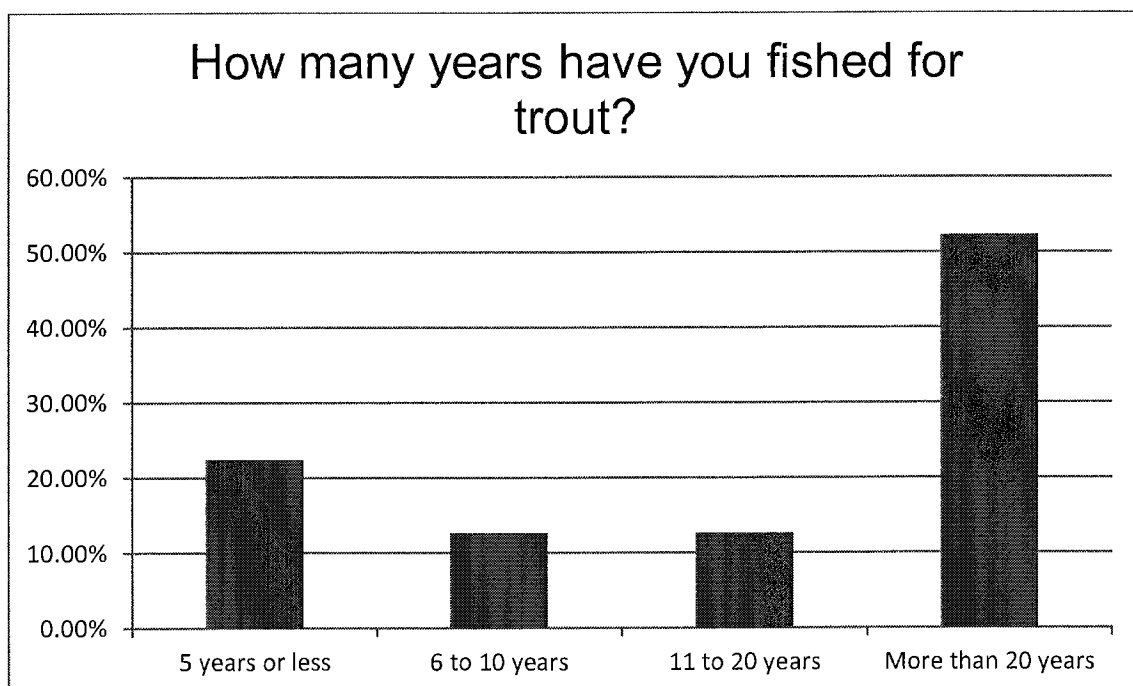
### Results

It is important when considering these results to recognise that often in surveys like this one respondents tend to be the keener or more skilful participants.

#### **Q1. How many years have you fished for trout?**

Figure 1 indicates that 52.3% of anglers have been trout fishing for more than 20 years, however 22.4% have only fished for 5 or less years.

*Figure 1 Taranaki Angler Fishing Experience (174 responses) 2019/20 season*

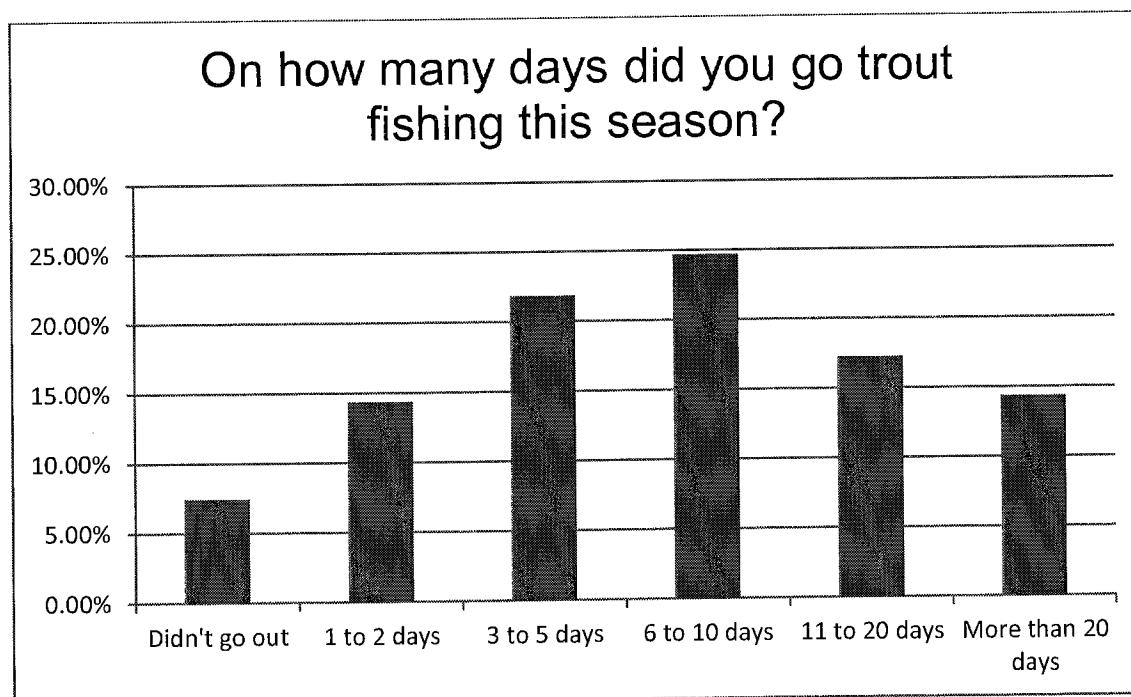


**Q2. On how many days did you go trout fishing this season?**

Of the 174 anglers who responded , more than 56% of anglers fished at least 6 days last season and nearly a third (31.6%) fished at least 11 days (Figure 2) despite the impact of the Covid-a9 lockdown over April.

Didn't go out	7.5%
1 to 2 days	14.4%
3 to 5 days	21.8%
6 to 10 days	24.7%
11 to 20 days	17.2%
More than 20 days	14.4%

Figure 2. Number of days anglers fished over the 2019/20 season



**Q3. Where did you fish this season (tick as many as apply)?**

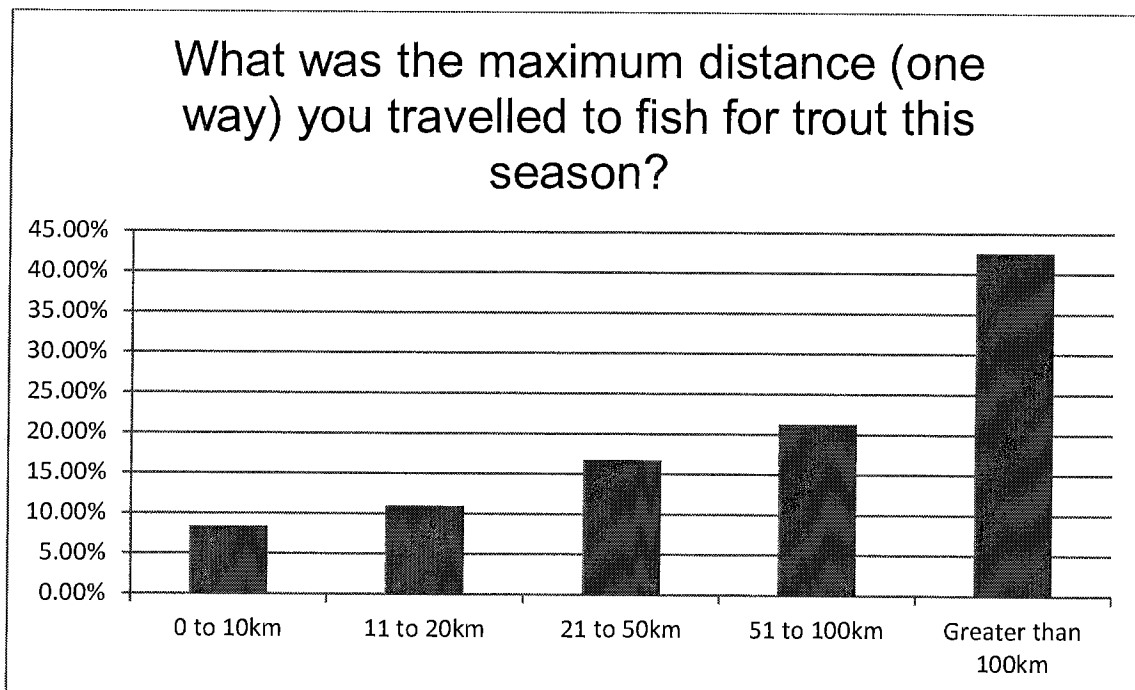
The following table is a breakdown of where the 156 anglers who answered this question fished over the 2019/20 season.

Taranaki rivers (down to Patea)	58.3%
Taranaki lakes (down to and including Lake Rotorangi)	22.4%
Whanganui rivers	11.5%
Whanganui lakes	1.3%
Ruapehu rivers within the Taranaki F&G Region	24.4%
Outside the Taranaki F&G Region (includes Awakino and upper Whanganui/ Whakapapa rivers)	52.6%

**Q4. What was the maximum distance (one way) you travelled to fish for trout this season? (155 respondents)**

0 to 10km	8.4%
11 to 20km	11.0%
21 to 50km	16.8%
51 to 100km	21.3%
Greater than 100km	42.6%

*Figure 3 Maximum distance survey respondents travelled one way to go fishing over the 2019/20 fishing season*



**Q5. Please indicate what fishing method/s you used over the season (tick as many as apply)**

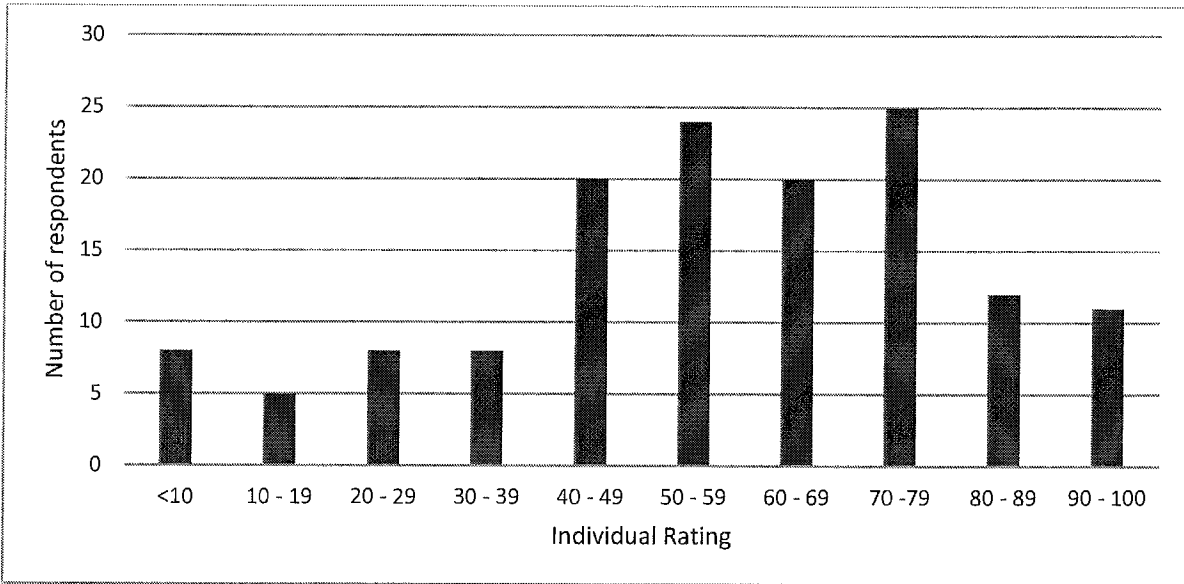
This question was answered by 157 anglers

bait fishing	14.7%
spin fishing (including soft plastics)	49.7%
fly fishing	75.8%

**Q6. Overall how did you rate your catch rate this season? (click or slide the marker to the appropriate spot along the line)**

For 141 respondents (those who scored it zero were removed as likely to be an invalid response) the mean score was 56 out of 100 with a SD of 24. The distribution of responses is shown in figure 4

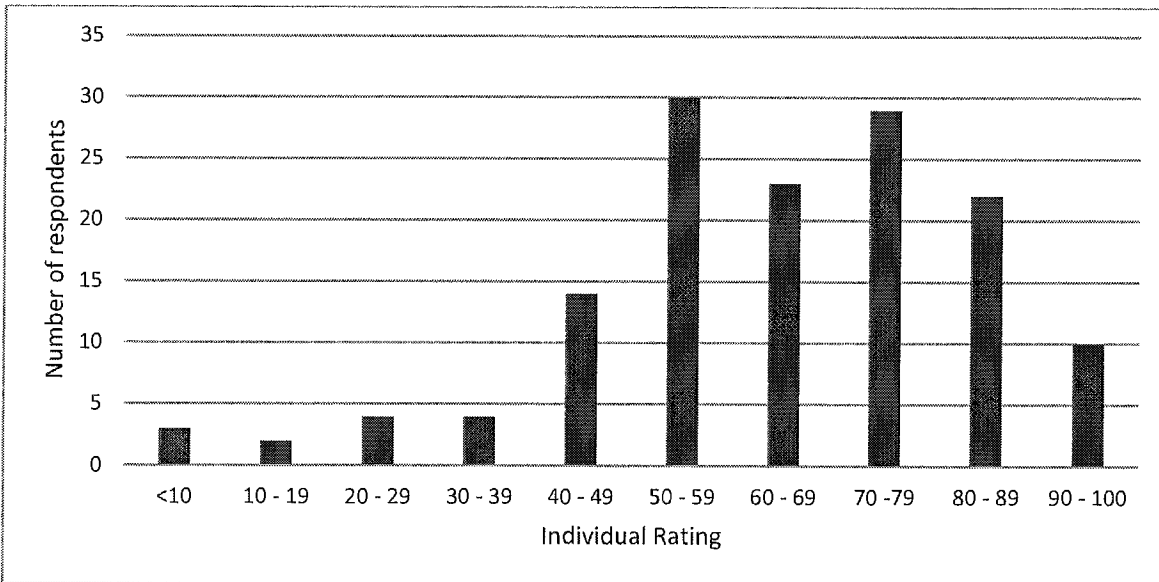
Figure 4. Distribution of individual responses regarding how anglers rated their catch rate this season



**Q7. Overall how do you rate the size (and condition) of the trout you caught this past season?**

For 142 respondents (those who scored it zero were removed) the mean score was 63 out of 100 with a SD of 20. The distribution of responses is shown in figure 5.

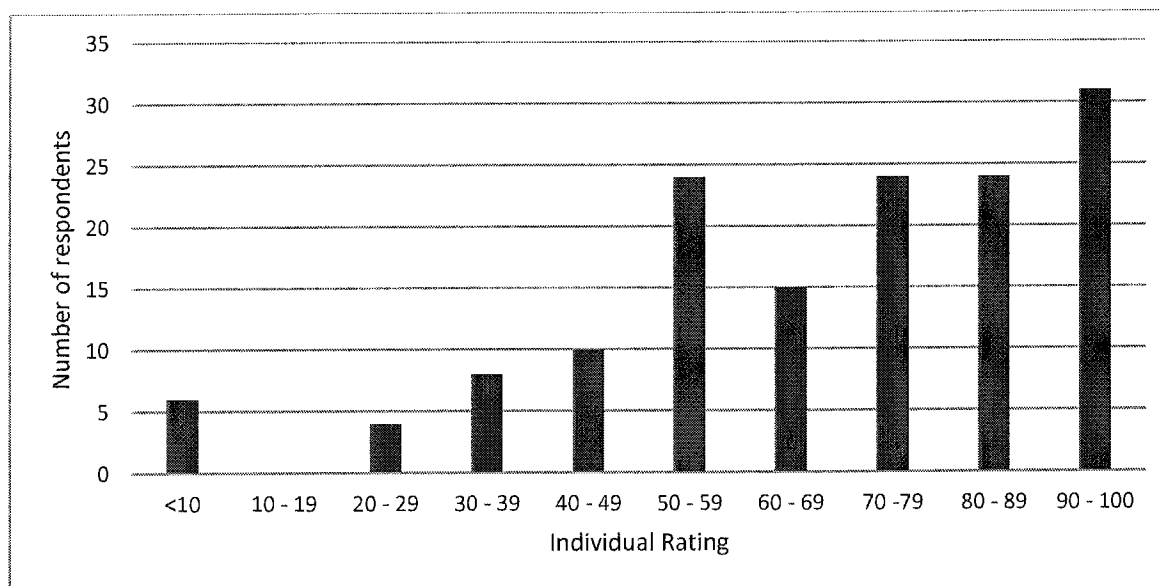
Figure 5. Distribution of individual responses regarding how anglers rated the size and condition of trout this season



**Q8. Overall how satisfied were you with your fishing experiences this season?**

For 146 respondents (those who scored it zero were removed) the mean score was 68 out of 100 with a SD of 24. The distribution of responses is shown in figure 6.

Figure 6. Distribution of individual responses regarding how satisfied anglers were with their fishing experiences 2019/20 season



**Q9. What do you enjoy most about trout fishing in the Taranaki Region?**

There were 103 anglers who responded to this question (some anglers raised more than point) which can be summarised below.

Aspect	Number	% of respondents
Close to home/ accessible	26	25.2
Lack of pressure/ no crowding	40	38.9
Scenic/ peaceful	34	33
Lots of variety or options	10	9.7
Small stream/ sight fishing	13	12.6
Wild fish/ good size	8	7.8
Other	11	10.7

**Q10. What, if anything, detracted from your angling enjoyment this season?**

There were 151 anglers who either raised one or more points or who had no comment. These responses can be summarised below.

Aspect	Number	% of respondents
Work/ lack of time	14	9.3
Covid-19 lockdown	21	13.9
Lack of or difficult access	23	15.2
Weed/ low flows/ litter	20	13.2
Small/ less fish	13	8.6
Health	5	3.3
Number of anglers	5	3.3
Other	17	11.3
Nothing or no comment	52	34.4

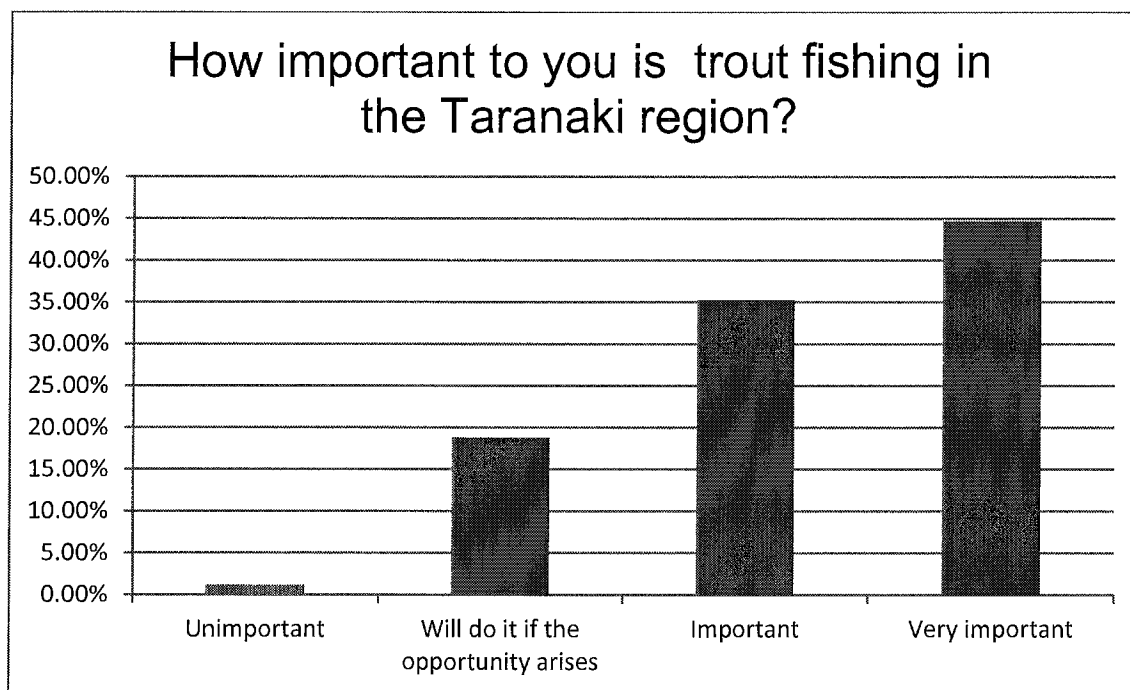


**Q11. How important to you is trout fishing in the Taranaki region?**

The 170 responses are summarised below and in figure 7

Unimportant	1.2%
Will do it if the opportunity arises	18.9%
Important	35.3%
Very important	44.7%

Figure 7 The percentage of anglers in each category with respect to how important trout fishing is to them

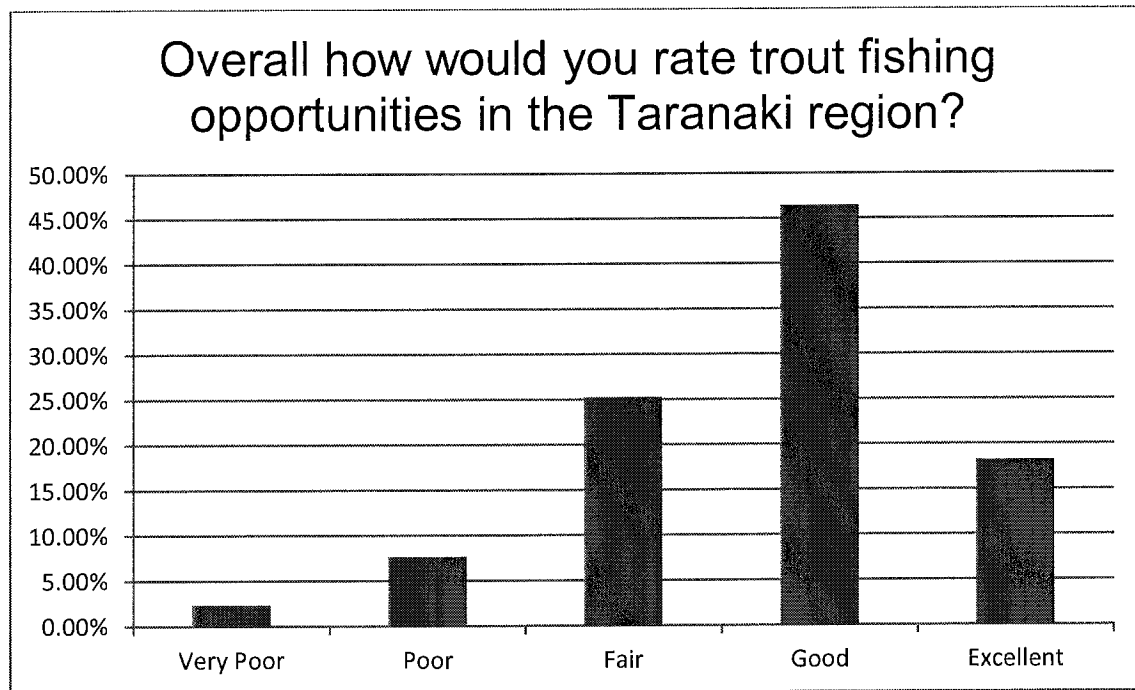


**Q12. Overall how would you rate trout fishing opportunities in the Taranaki region?**

The responses of the 170 anglers are summarised below and in figure 8

Very Poor	2.4%
Poor	7.7%
Fair	25.3%
Good	46.5%
Excellent	18.2%

Figure 8. Rating of trout fishing opportunities in the Taranaki Region by 170 anglers 2019/20 season

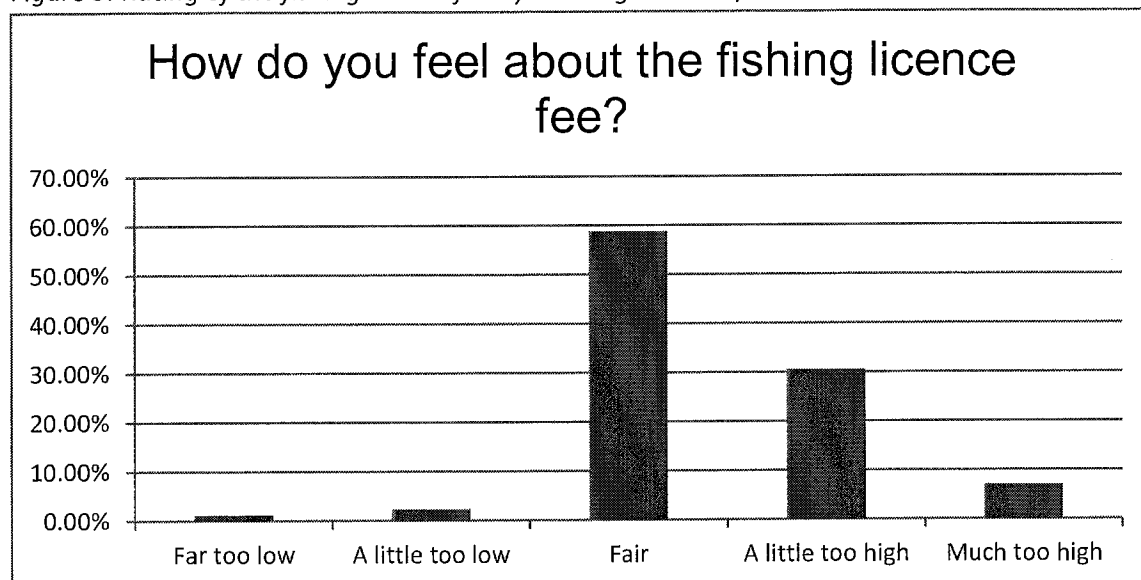


**Q13. How do you feel about the fishing licence fee?**

Of 170 respondents 100 (58.8%) felt the licence fee was fair as summarised in figure 9

Far too low	1.2%
A little too low	2.4%
Fair	58.8%
A little too high	30.6%
Much too high	7.1%

Figure 9. Rating of the fishing licence fee by 170 anglers 2019/20 season



## Discussion and Conclusion

Its important to consider these results in light of the fact that often those who engage in surveys like this are those who are more enthusiastic about their sport and perhaps successful. This is perhaps borne out in this case by the fact that 45% of respondents indicated trout fishing was very important to them and a further 35% indicated that it was important (Q11).

Over half the respondents have been fishing more than 20 years but pleasing was more than 20% were relatively new to the sport having been fishing 5 or less years (Q1). This appears to support recent recruitment of new anglers. More than half the anglers had fished 6 or more days this season despite the Covid-19 interruption through April with nearly 15% fishing more than 20 days. However it was interesting that 7.5% of respondents hadn't been fishing at all despite purchasing a licence?

Q3 highlights the importance of Taranaki rivers with more than half the respondents having fished these over the last season. Nearly a quarter of Taranaki anglers also reported fishing the Taranaki lakes and a similar proportion having visited the Ruapehu (Waimarino) region at some stage. Interestingly half the respondents had also fished outside of the region as well.

This travel to the Waimarino and further afield is reflected by the fact that nearly two thirds of anglers had travelled 50km or further (one-way) to go fishing at some stage with over 40% travelling more than 100km.

75% of anglers went fly-fishing at some stage over the season, though this proportion may also reflect in part the possible expertise of the respondents. Similarly half of the respondents indicated they went spin fishing and only 15% bait fishing.

On average anglers rated their catch rate at 56 out of 100 and figure 4 indicates that for the majority of anglers their individual rating was at least ok or better. Similarly on average anglers rated the size of the fish (and condition) at 63 out of 100 reflecting that most anglers rated the fish as ok or even considerably better (figure 5).

Consistent with these results the great majority of anglers rated their satisfaction better than ok (Q8) which was reflected by the mean score of 68 out of 100.

Q9 highlights that what anglers enjoy most about fishing in Taranaki is a combination of related factors around not having to compete with other anglers for quality opportunities that are close to home, easily accessible and that are scenic and relaxing. In other words it is very much about a quality local / regional resource for use by local anglers.

Consistent with this the main detractors (Q10) were a lack of time to go fishing (and including through the Covid-19 lockdown) and aspects which limited access or the scenic qualities. Access concerns included a lack of legal or identified access but more often issues around practical access including as a result of riparian fencing and planting, and subsequent weed growth. Low summer flows and associated periphyton/ weed growth was also a significant detractor for some and including rubbish in the streams or on the banks which all served to diminish the scenic and natural values. However a lack of fish or small trout was raised by less than 10% of respondents.

Ultimately 90% of respondents rated angling opportunities within the Taranaki Region as at least fair with 2/3rds of anglers rating them good or excellent (Q12). Perhaps not surprisingly in light of this nearly 60% of anglers rated the licence fee as fair with 30% indicating it was a little too high (Q13).

Overall the survey highlights that Taranaki anglers value their local fisheries which are often close to home for ease of access, lack of competition, solitude and scenic and peaceful qualities as well as the fishing opportunities. Similarly factors which impact on these values comprise the main detractors including constraints to practical access or impacts on the scenic and natural state of the streams. However Taranaki anglers do also get out and about and appreciate the diversity of angling opportunities within several hours of travel.

#### RECOMMENDATION

That Taranaki Fish and Game Council note and adopt this report on Taranaki angler satisfaction for the 2019/20 season.

Glenn Maclean

Regional Manager

3 June 2020



## TARANAKI FISH AND GAME COUNCIL

The Chairman  
Taranaki Fish and Game Council

### **2020 SPECIAL PARADISE SEASON REPORT**

A 2-weekend (4-day) hunting season for paradise shelduck was held in Game Management Area C (Taranaki) on 29<sup>th</sup> February - 1<sup>st</sup> March and 7<sup>th</sup> - 8<sup>th</sup> March 2020, with hunting hours from 6.30am to 8pm each day. To participate in the season, hunters were required to have a 2019 game licence (unless hunting on the land they occupied), obtain a \$5 permit (free for land occupiers) and fill in and return a diary. The daily bag limit was 10 paradise shelduck per hunter per day.

The special season was held to:

1. Disperse flocks of post-moult paradise shelduck which this year were causing a significant nuisance to farmers by grazing and fouling areas of new sown grass, recovering hay paddocks and fodder crops such as chicory; and
2. Provide an additional hunting opportunity for licence holders and land occupiers.

### **RESULTS**

Permits were issued to 156 hunters, of which 109 went hunting, 44 didn't go out and three could not be contacted for their results (Table 1). Of the 44 land occupiers issued with permits, 32 (73%) didn't go hunting.

Out-of-region hunters comprised 16.5% of hunters (Table 2), which was below average (Figure 1). Auckland/Waikato licence holders continued to make up the bulk of out-of-region participants (13 of 18 hunters). As usual, most hunters (91 in total) came from within the Taranaki region and 8.1% of Taranaki's 1,119 2019 game licence holders (1,034 AWS + 85 JWS) participated in the 2020 special season.

The 109 active hunters participating in the season expended a total of 868 hours of effort for a harvest of 1,195 paradise shelduck, which corresponded to a success rate of 1.38 birds per hour (Table 3). Both the harvest and the success rate were about average (Tables 3 & 4, Fig. 2).

Of the 190 days spent hunting in 2020, 146 (77%) occurred on the first weekend and 44 (23%) on the second weekend. Hunting effort on the second weekend was the lowest since the special season was extended from one weekend to two in 2015 (Table 4).

### **RECOMMENDATION**

1. THAT THE REPORT ON THE 2020 SPECIAL PARADISE SEASON, DATED 27<sup>th</sup> MAY 2020, BE RECEIVED.

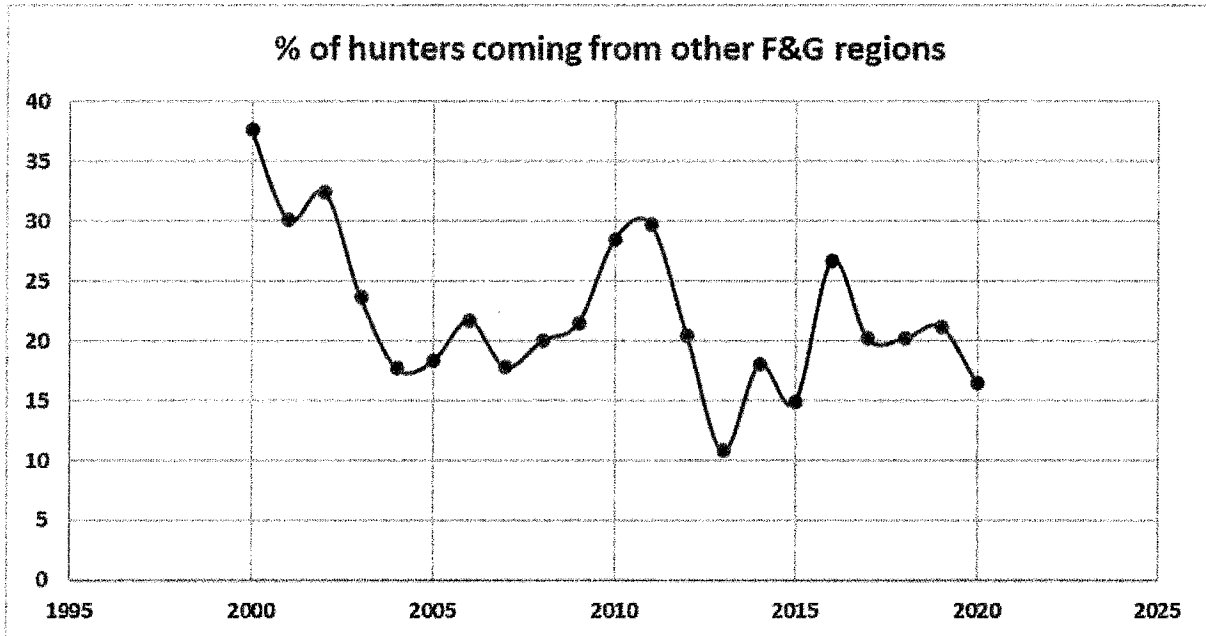
Jilli Steedman  
Allen Stancliff  
27<sup>th</sup> May 2020

**TABLE 1. Breakdown of Special Season Permits Issued, 2004-2020**

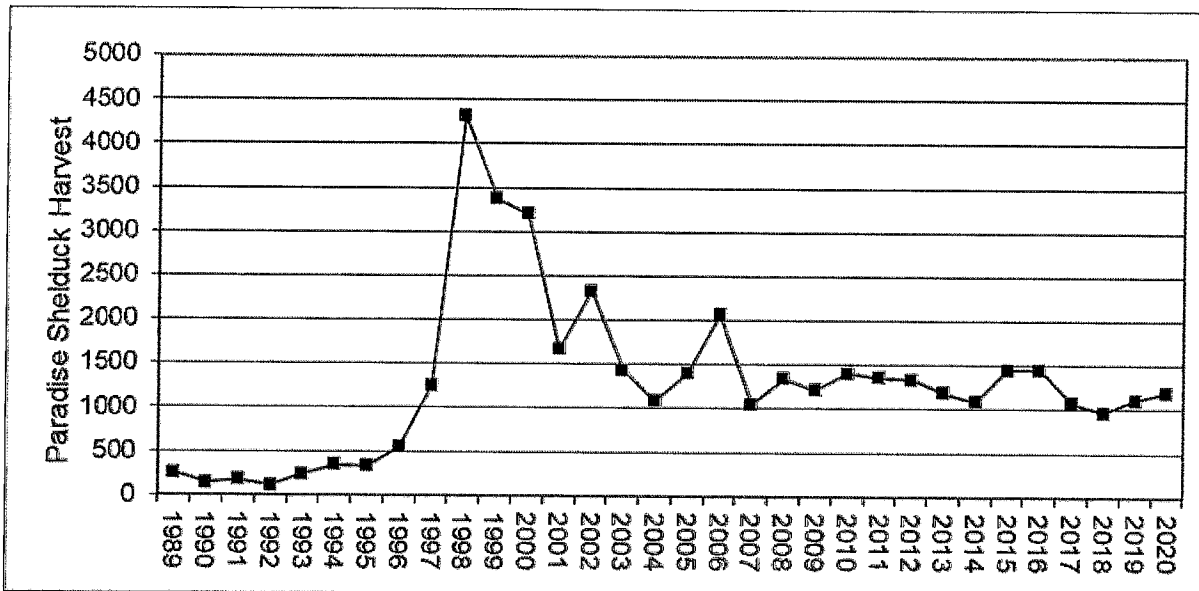
	2004	2005	2006	2007	2008	2009	2010	2011	2012	2013	2014	2015	2016	2017	2018	2019	2020
Nil Hunting	59	46	59	56	52	57	54	45	47	46	43	63	56	43	41	37	44
Not able to be contacted	2	1	0	5	5	7	10	5	3	6	2	3	0	2	2	3	3
Active Hunters – Area A																	
Active Hunters – Area B	26	21	35	21	26	36	19	16	12	14	8	9	18				
Active Hunters – Area C	104	110	126	97	109	122	111	102	130	116	114	132	113	99	94	104	109
Total Active Hunters	130	131	161	118	135	158	130	118	142	130	122	141	131	99	94	104	109
Total Permits Issued	191	178	220	179	192	222	194	168	192	182	167	207	187	144	137	144	156

**TABLE 2. Origin of Participants in the Taranaki 2020 Special Season.**

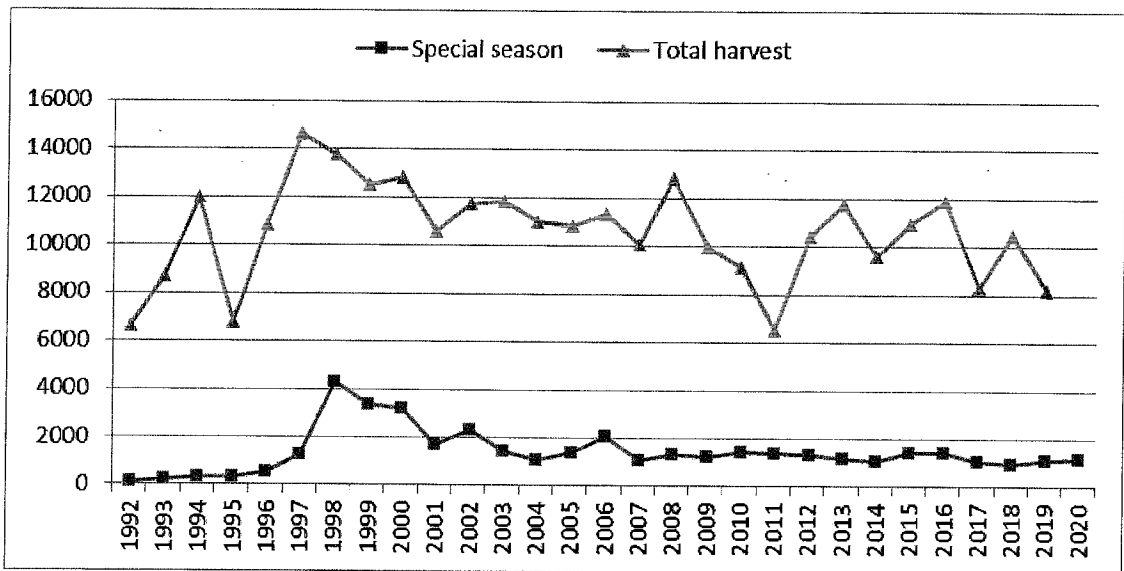
F&G Region	Area C	% from each Region
Auckland/Waikato	13	11.9
Wellington	4	3.7
Hawkes Bay	1	0.9
Taranaki	91	83.5
<b>Total</b>	<b>109</b>	



**FIGURE 1.** Proportion of Taranaki special season hunters coming from other Fish & Game Regions. No special season has been held in the Waimarino (Area A) since 2002 and in Whanganui (Area B) since 2016.



**FIGURE 2.** Taranaki region special season harvest of paradise shelduck. No special season has been held in the Waimarino since 2002 and in Whanganui since 2016.



**FIGURE 3.** Taranaki special season and total annual harvest estimates for paradise shelduck. The total harvest estimate for 2015 does not include the harvest in Taranaki by hunters from other regions during the 2015 main season.





**TABLE 3.** Comparison of special paradise season harvest statistics. The season was extended to include Area C in 1998. There has not been a season in Area A since 2002 and in Area B since 2016.

	1999	2000	2001	2002	2003	2004	2005	2006	2007	2008	2009	2010	2011	2012	2013	2014	2015	2016	2017	2018	2019	2020
No. Hunters	210	186	156	188	110	130	131	161	118	135	158	130	118	142	130	122	141	131	99	94	104	109
Paradise Shot	3,379	3,207	1,671	2,328	1,451	1,085	1,397	2,065	1,049	1,342	1,212	1,408	1,356	1,334	1,186	1,086	1,451	1,446	1,076	968	1,107	1,195
Not retrieved	105	96	56	55	50	29	49	58	70	41	26	35	52	37	65	71	33	33	56	49	35	36
Banded	9	3	2	3	0	0	2	0	0	0	0	0	0	0	0	0	0	0	0	0	0	0
Geese Shot	84	52	83	89	37	55	76	72	57	87	53	48	22	--	--	--	--	--	--	--	--	--
Hunting hours	2,117	1,938	1,291	1,472	968	958	1,125	1,479	949	--	1,068	997.5	932.5	1,026	849.3	845.8	1,040	960.8	716	728	750	868
Paradise/hour	1.6	1.65	1.29	1.58	1.50	1.13	1.24	1.40	1.11	1.67*	1.13	1.41	1.45	1.30	1.40	1.28	1.40	1.50	1.50	1.33	1.48	1.38
Paradise/hunter	16.1	17.2	10.7	12.4	13.2	8.3	10.7	12.8	8.9	9.9	7.7	10.8	11.5	9.4	9.1	8.9	10.3	11.0	10.9	10.3	10.6	11.0
Ave effort (hrs)	10.1	10.4	8.3	7.8	8.8	7.4	8.6	9.2	8.0	5.9*	6.8	7.7	7.9	7.2	6.5	6.9	7.4	7.3	7.2	7.7	7.2	8.0
Total Days	485	511	--	372	261	232	258	340	200	224	251	207	202	220	207	195	258	255	182	174	189	190
Days / hunter	2.3	2.75	--	1.98	2.37	1.78	1.97	2.11	1.69	1.66	1.59	1.59	1.71	1.55	1.59	1.60	1.83	1.95	1.84	1.85	1.81	1.74

\* = uses data for only 93 of the 135 active hunters

**TABLE 4.** Harvest Statistics for Game Management Area C (Taranaki)

Harvest Statistic	2002	2003	2004	2005	2006	2007	2008	2009	2010	2011	2012	2013	2014	2015	2016	2017	2018	2019	2020
No. Hunters	94	75	104	110	126	97	109	122	111	102	130	116	114	132	113	99	94	104	109
Paradise Shot	1,061	1,059	857	1,186	1,625	906	1,066	1,008	1,265	1,233	1,205	1,077	1,026	1,365	1,310	1,076	968	1,107	1,195
Paradise not retrieved	26	38	26	47	43	57	38	20	30	51	34	60	71	33	30	56	49	35	36
Canada Geese Shot	39	37	54	76	64	50	87	53	48	21	--	--	--	--	--	--	--	0	0
Geese not retrieved	0	0	1	0	0	0	1	1	1	0	--	--	--	--	--	--	--	--	--
Hours	679	677	785	971.5	1,168	823.5	443.5	837	884	827	938	793.3	799.3	995	866.5	716	728	750	868
Av. No. paradise / hour	1.56	1.56	1.09	1.22	1.39	1.10	1.55*	1.20	1.43	1.49	1.28	1.36	1.28	1.37	1.51	1.50	1.33	1.48	1.38
Av. No. paradise / hunter	11.3	14.1	8.2	10.8	12.9	9.3	9.8	8.3	11.4	12.1	9.3	9.3	9.0	10.3	11.6	10.9	10.3	10.6	11.0
Av. Effort in hours	7.22	9.03	7.55	8.83	9.3	8.5	6.1*	6.9	8.0	8.1	6.7	6.8	7.0	7.5	7.7	7.2	7.7	7.2	8.0
Total Days	203	193	193	225	274	172	187	187	180	176	200	186	183	246	230	182	174	189	190
Days 1st weekend														156	122	125	105	138	146
Days 2nd weekend														90	108	57	69	51	44
Av. No. days per user	2.16	2.57	1.86	2.05	2.17	1.77	1.72	1.5	1.6	1.7	1.5	1.6	1.6	1.86	2.04	1.84	1.85	1.81	1.74



## TARANAKI FISH AND GAME COUNCIL

The Chairman

Taranaki Fish and Game Council

### REVIEW OF TARANAKI CHILDREN'S FISHING DAYS

In January we were advised by Eastern Fish & Game that they were unlikely to be able to supply us our normal order of 500 2-year trout this year which are used for children's fishing days. This was due to damage to the hatchery caused by heavy rain early on Christmas morning.

This potential limitation caused us to reconsider our plan for these fish which was to release 250 rainbows into Lake Ngangana for an organised kids' fishing event in mid-October, with a concurrent release of 250 into Opunake Lake.

However, Lake Ngangana has been suffering from low water levels (owing to low levels in the Waitara River) and excessive weed growth, particularly at the site where the kids' event is held. The weed growth would impact on the kids fishing event and severely restrict ongoing angling opportunity following release.

At the same time work on our annual budget identified that these 500 trout are now costing us in the \$5000 delivered.

Eastern Fish & Game have subsequently advised that they will now be able to supply 400 trout this year. However our awareness of the factors above has raised whether our current children's fishing programme remains the best use of these resources.

Our current Kids Fishing Days Policy which was reviewed in July 2016 notes *"That rather than view kids fishing days as events in themselves, they will be generally supported where they make a meaningful contribution to an overall package which delivers a readily accessible and ongoing fishing opportunity that is accessible and appeals to children"*.

As it turns out this is consistent with the R3 National Policy recently released that confirmed that one event does not make an adopter and that giving young people the skills and providing support to try outside of the organised event is key to long term recruitment. Furthermore young people are not usually the decision maker on how family resources are spent. Instead the focus should be on attracting adults, both to get them involved directly but also because most children will participate through an adult.

If we were creating an ideal scenario it would likely involve;

- An easily accessed fishery close to a population centre
- A day to make contact with children and their parents and to provide the parents with the skills, encouragement and confidence to make ongoing visits with their kids
- Ongoing access and opportunity to catch fish
- Ongoing support and encouragement.

For example rather than holding a traditional kids fishing day the day might involve;

- Kids and their family come to a tent and register (obtain a licence so we develop a database of prospective anglers), receive a free sausage and item of fishing tackle.
- The kids and their family spread out around the lake to have a go.
- Mentors are available to in particular guide the adults through the basics so that the adults develop the confidence and skills to return
- Suitable and cost-effective equipment is available for hire or purchase.
- There is ongoing support and encouragement
- Families can return for many weeks afterwards to fish
- Potentially some sort of licence or permit to allow families to fish at low cost at this site for the remainder of the season.

Currently we undertake an annual kids fishing day at Stratford and alternate days between Lake Rotomanu (New Plymouth) and Lake Ngangana (Waitara). We also make a release of trout into Lake Opunake but in recent years without any organised day. In addition we are currently undertaking trial releases into Lake Tokaora (Hawera), lower Patea River and also make an annual release into Sattlers Dam (Raetihi) (dependant on trout being available from the Tongariro National Trout Centre).

Currently angling opportunities in Lake Opunake are limited due to infilling of the lake with sediment and the ceased operation of the Opunake Hydro scheme which limits inflows into the lake. However re-consenting of the hydro scheme is currently underway and hopefully there will also be opportunity in the future to dredge the lake, so the potentially this site should improve and prove ideal in the medium term.

The annual Stratford day is successful in terms of the existing kids fishing day model and actually represents a mixture of both the current and potentially future models in that children can continue to fish the river over summer. However it does have an underlying issue around the ongoing release of rainbow trout into the Patea River.

In the interim it is suggested that we keep the Stratford day as it is and focus on trialling how we get the most out of the New Plymouth sites and associated expenditure and volunteer efforts. Ideally success here would form the basis of a model to be implemented elsewhere.

While water conditions are currently not ideal in Lake Rotomanu over summer due to limited inflows nevertheless we observed trout released in late 2019 still being caught in early March 2020 despite the prevailing drought conditions. Furthermore there continues to be slow progress towards perhaps addressing the inflows in the medium term which would further benefit water quality.

Given this ongoing opportunity to fish over summer which is not the case at Lake Ngangana, along with the proximity to New Plymouth and ease of access around the lake shore then it is recommended that we focus a children's fishing programme here over the next few years.

This continuity should help raise awareness of the opportunity and will provide a consistent setting to refine the programme to maximise the long-term benefits in terms of attracting new anglers, both adults and children, to trout fishing. Hopefully we can then apply these learnings to other suitable sites around the region.

RECOMMENDATION

That Taranaki Fish and Game Council undertake an annual children's fishing programme based at Lake Rotomanu and focused on delivering ongoing opportunities, support and encouragement for local families to get into trout fishing

Glenn Maclean

Regional Manager

17 April 2020



## TARANAKI FISH AND GAME COUNCIL

The Chairman

Taranaki Fish and Game Council

### LICENCE ADMINISTRATION AGREEMENT

The contract to administer the F&G licence system has been up for renewal. This council previously supported this process be overseen by a National Council sub-committee supported by members of the Licence Working Party. As part of subsequently agreeing a preferred supplier this council was consulted by National Council (12 October 2019).

The attached email from Noel Birchall, chair of the Licencing Working Party summarises where the process has got to and requests this council now sign the new contract. This reflects that the responsibility to issue licences lies with individual regional Fish & Game Councils under the Conservation Act 1987 (26Q(f))

I have not included the contract (which is considerable, and I presume commercially sensitive) with this agenda item however I can email it to any councillors direct if you would like to review this. However I note it is fully supported by the Licence Subcommittee and including Licence Working Party members, and also been by a F&G lawyer.

I would suggest that these people know the contract requirements best and on the basis that they support this document then I recommend that Council sign the contract.

### RECOMMENDATION

That Taranaki Fish and Game Council agree to sign the contract headed Fish and Game Licence System and Business Administration Agreement with Eyede (Execution version) 14 May 2020.

Glenn Maclean

Regional Manager

27 May 2020



## Glenn Maclean

---

**From:** NZ Fish & Game Council  
**Sent:** Thursday, 14 May 2020 5:45 PM  
**To:** Regional Chairs  
**Cc:** Regional Managers; Martin Taylor  
**Subject:** Fish and Game Licence System Contract For Regions to Consider  
**Attachments:** Fish and Game Licence System and Business Administration Agreement with Eyede (Exeuction Version) 14 May 2020.pdf

**Follow Up Flag:** Follow up  
**Flag Status:** Flagged

Dear Regional Chairs

The New Zealand Council set up a Licencing Subcommittee to carry out the following tasks set out below which are in our Terms of Reference. Following the departure of the initial chairman Chris Owen I was elected to chair this subcommittee which was ably supported by a group of regional managers, regional staff and NZC staff.

- a. the coordination of the national license sales system (including evaluate and recommend to the New Zealand Fish and Game Council and the twelve regional Councils the best provider of a licensing system, associated CRM platform and continuing technical support), (b) license categories, and (c) license category pricing.

The most pressing task facing the subcommittee was to complete the selection of a licence systems sales provider and then negotiate a contract with that provider before August 2020.

I am pleased to say that we have completed this task and the incumbent provider Eyede was successful in winning the new contract. The new contract has seen a reduction in cost to the organisation of around 50% as well as increased functionality to meet future demands. As the provider is the incumbent the risk of moving to a new system is nil, which means there should be very little chance of an interruption to services in August.

The attached contract has been reviewed multiple times by a lawyer and has been the subject of considerable negotiation over the last 6 months. The contract is fully supported by Eyede and the Licence Subcommittee.

I would like to take this opportunity to thank the Chris Owen for the work he committed to this project while on the NZC and the regional managers who assisted the subcommittee: Jay Graybill, Ian Hadland, and Phil Teal. I also want to thank Kate Thompson from Eastern F&G for her technical assistance, and Martin Taylor for managing the process.

Could you please put the contract before your Councils at the next opportunity, and if supported, arrange for it to be signed and returned to the NZC. If you have any questions please email these through and we will respond as soon as we are able.

Regards

Noel Birchall

Chair of Licensing Sub committee

## TARANAKI FISH AND GAME COUNCIL

The Chairman

Taranaki Fish and Game Council

### RISK REGISTER AGENDA ITEM

Good management and governance practice involves maintaining a risk register and this was a recommended outcome for the CSI F&G Council out of their recent audit.

A risk register is used to identify potential risks in a project or to an organization, sometimes to fulfil regulatory compliance but mostly to stay on top of potential issues that can derail intended outcomes. The risk register includes information about each identified risk, such as the nature of that risk, level of risk, who owns it and what are the mitigation measures in place to respond to it.

The register provides a mechanism to keep councillors up to date regarding any potential threats or risks to our continued effective operation. In the current climate it is particularly topical to identify and recognise the risks and ensure we have appropriate measures in place to manage these as best we can.

This register is a 'living' document that will be updated for each meeting. Over time new issues will be added however hopefully some others can be removed.

### RECOMMENDATION

That Taranaki Fish and Game Council adopt this risk register as an ongoing and regular agenda item.

Glenn Maclean

Regional Manager

26 May 2020

**RISK REGISTER & RISK TREATMENT ACTION PLAN - TARANAKI FISH & GAME**

Risk Type	Risk Description	Likelihood	Impact	Actions already in place	Person Responsible	Further Actions Required (if any)
1 Operational	Data loss from computer virus, data corruption	Possible - 3	Major - 4	External hard-drive back-up is completed every night, 2nd hard drive is stored off site (no older than 1 month). PING IT maintains system and deals with any issues in relation to computer software.	Office administrator	
2 Operational	Lack of capacity to undertake core roles effectively	Possible - 3	Major - 4	Skilled & experienced staff in place and available to work together where necessary. Use of volunteer rangers and hatchery workers	Manager	Succession plan
3 Operational	Review of Sports Fish & Game Management Plan is not completed by expiry date of current plan (Aug 2021)	Likely - 4	Moderate - 3	Review scheduled however it is difficult to engage meaningfully with licence holders, iwi and other agencies when the future of Taranaki F&G is uncertain	Manager	On hold until F&G review/s complete
4 Health & Safety	Health and Safety related event resulting in significant harm or injury to staff, contractors or volunteers	Possible - 3	Major - 4	Ensure staff and volunteers comply with Health and Safety Policy and processes. Ensure H&S manual is current and regular reviews, staff meetings and auditing occurs as scheduled. Report on H&S as regular agenda item.	Manager	Ongoing identification of new hazards.
5 Health & Safety	Under Covid-19 staff are put in situations that could potentially jeopardise their health or others around them	Possible - 3	Major - 4	Respond and adhere to conditions or directives imposed at Government-determined Alert Levels that include work place conditions and safety, personal protective gear, etc. Follow recommended best practice.	Manager	Implement further work place and personal protective measures as identified
6 Species Management	Fish - severe weather or geomorphological events impacting on fish population at a local or regional scale	Almost certain - 5	Moderate - 3	Unable to mitigate. Recognise that wild populations will rebound and carry out regular monitoring of key populations to identify changes.	Manager	
7 Species Management	Game and Fish - climate induced events i.e., drought impacting on gamebird population	Almost certain - 5	Moderate - 3	Unable to mitigate. Carry out regular monitoring of key populations to identify changes. Recognise that some events maybe positive for some species	Manager	
8 Species Management	Decline of Taranaki ring-plain fishery due to reductions in water quality and quantity	Likely - 4	Major - 4	Take planning and individual consent opportunities under the RMA to promote maintenance of suitable water flows and water quality to sustain viable trout fisheries around the ring-plain	Senior Field Officer - Taranaki	Engage in the Taranaki Freshwater Plan process
9 Species Management	Culling/ poisoning of paradise shelduck populations	Possible - 3	Major - 4	Work closely and proactively with landowners and farmers to manage problem aggregations of paradise shelduck. Hold Special Season where appropriate. Monitor population trends.	Manager	
10 Species Management	Political - Status of indigenous biodiversity is promoted over that of sports fish by statutory agencies and legislation	Likely - 4	Major - 4	Promote freshwater fishing as a valid recreational pursuit with huge financial, recreational & health benefits and as kai for resident and non-resident anglers. Continue to portray F&G in positive light as an environmental organisation. Promote strong angler ethics amongst anglers. Clarify interaction of native fish and sports fish based on science. Maintain	Manager	Proactively engage with new groups as opportunities are identified.

	Risk Type	Risk Description	Likelihood	Impact	Actions already in place	Person Responsible	Further Actions Required (if any)
11	Financial	Ongoing decline in licence revenues			Regular contact with licence holders/ updated web pages to provide information which assists their experience. Kids fishing days.	Manager	Implement the R3 programme (Recruitment, Retention & Reactivation) including review of Kids fishing days.
12	Financial	Decline in fish and game licence sales due to virus outbreak	Almost Certain - 5	Severe - 5	Revise budget for current and next year, cut any unnecessary spending and new spending from reserves	Manager/ Council	Work with F&G National Council and implement agreed actions to ensure financial viability
13	Financial	No grant available from National Council	Possible - 3	Severe - 5	Manage region effectively, in a financially prudent manner and on budget to achieve core functions and licence holder satisfaction. Maintain short-term capacity to address short fall through reserves	Manager/ Council	Work with F&G National Council and other regions to best achieve statutory obligations
14	Council	Reputation - Lack of support from licence holders and other agencies arising from criticism and aspersions regarding F&G performance	Possible - 3	Major - 4	Maintain awareness of the need to operate in a transparent, efficient and effective way to best serve licence holders. Ensure our actions and comments are professional and reflect well on F&G	Manager/ Council	
15	Council	Reputation - Perceived conflict of interest among decision makers (councillors)	Possible - 3	Major - 4	Maintain awareness of the need to manage perceived conflict of interests appropriately and transparently. Follow Standing Orders and including the use of a Conflict of Interest register	Chairperson/ Council	
16	Council	Future - Changes in F&G structure arising from national review/s	Possible - 3	Severe - 5	Operate in an efficient and effective way to best serve local and national licence holders	Council	Engage in the process with the best interests of the F&G resource and licence holders both locally and nationally at the forefront of our responses



## TARANAKI FISH AND GAME COUNCIL

The Chairman

Taranaki Fish and Game Council

### Draft 2020 Anglers' Notice - Taranaki

Several minor changes are suggested to the 2020 Anglers' Notice. Firstly that Lakes Wiritoa and Kohata near Whanganui be opened to perch fishing all year round. High summer water temperatures preclude successful trout fisheries in these lakes, however as perch fisheries they are close to Whanganui and easy to access for local children and families. We are also suggesting no trout daily bag limit be defined for these lakes (so by default the daily bag limit is zero) so as to emphasise to new or visiting anglers that these lakes are not trout fisheries.

Secondly it has been previously raised whether the daily bag limit for rainbow and brown trout on the Waingongoro River should be reduced from 4 trout to 2 trout consistent with other Taranaki rivers. While we don't have a lot of recent angling data it does appear that the catch rate has declined in the last couple of years (table 1). As it stands it is not anything remarkable and in light of these albeit limited results it would appear prudent to reduce the limit to that consistent with other rivers.

*Table 1 Average catch rates calculated from fishing trips reported by anglers on the Waingongoro River 2017/18 to 2019/20*

Season	Hours of effort	Large brown trout	Large Rainbow trout	Combined catch rate (trout/hour)
2017/18	18.75	14	23*	1.97
2018/19	76	23	37	0.79
2019/20 (incomplete)	27	2	10	0.37

\* all wild

We also note that the wild fishery in the Retaruke River appears to be recovering now the river is in a more settled period and potentially the zero kill restriction could be removed to bring it in line with the general Taranaki bag limit of two trout per day.

Council did have a detailed electric fishing survey planned for this river last December to assess the level of recruitment of young trout which could inform this decision. Unfortunately this had to be cancelled due to several large floods through this period and it is now rescheduled for December 2020.

While anecdotally the recovery appears well underway it is always preferable to make these sorts of decisions using hard data if it is available. To this end it is recommended this regulation is left unchanged until we have the survey results.

Finally, we are currently exploring how to allow parents to assist their children to learn to fish as part of organised kids fishing opportunities, without needing to hold a fishing licence themselves.

However the most practical solution, at least at this stage would appear to be to use a Special Permit under the Freshwater Fisheries Regulations 1983 rather than seeking any formal change to the Anglers' Notice.

RECOMMENDATION

That Taranaki Fish & Game Council recommend to National Council that this draft schedule 2 for 2020 Anglers Notice be adopted for the Taranaki Region.

Glenn Maclean

Regional Manager

3 June 2020

## Taranaki Fish and Game Region

The Taranaki region is defined here: *New Zealand Gazette*, 24 May 1990, No. 83, at page 1861

### 1. Definitions

For interpretation of terms, refer to the First Schedule of this Notice or the Freshwater Fisheries Regulations 1983.

#### 1.2 Additional Requirements

Note 1 1.1 First Schedule conditions apply

1.2 There are no restrictions on the hours of fishing

1.3 There is no minimum length for trout

1.7 There are no defined coarse fishing waters in the Taranaki Fish & Game Region

Note 2 In the Stony (Hangatahua) River only 1 (one) brown trout may be taken as part of the total daily limit of 2 trout.

Note 3 No licence holder shall fish for sports fish from a boat in Lake Mangamahoe, including the Waiwhakaiho Inlet

#### 2.1 Open season, Permitted Methods, Daily Bag Limits - Region Defaults

Water	Multiple sections	Open season	Authorised fishing methods	Daily bag limit by species			Refer clause 1.2 Additional Requirements
				nil unless number shown			
				Trout	Salmon	Perch	
All lakes, rivers and streams not mentioned in clause 2.2 for this region		1 Oct - 30 Apr	FSB	2	1	No limit	Note 1

Page Break

#### 2.2 Open Season, Permitted Methods, Daily Bag Limits



Water	Multiple sections	Open season	Authorised fishing methods	Daily bag limit by species if unless number shown			Refer clause 1.2 Additional Requirements
				Trout	Salmon	Perch	
<b>Taranaki/ Whanganui</b>							
Huatoki Stream	downstream of Brois Street Bridge	1 Oct - 30 Sep	FSB	2	1		Note 1
Kai Auahi (Kaiauai) Stream		1 Oct - 30 Apr	FS	2	1		Note 1
Kapuni Stream	upstream of State Highway 45 Bridge	1 Oct - 30 Apr	FS	2	1		Note 1
Kapuni Stream	downstream of State Highway 45 Bridge	1 Oct - 30 Sep	FS	2	1		Note 1
Kaupokonui Stream	downstream of State Highway 45 Bridge	1 Oct - 30 Sep	FSB	2	1		Note 1
<u>Lake Kohata</u>		<u>1 Oct - 30 Sep</u>	<u>FSB</u>			<u>No limit</u>	<u>Note 1</u>
Lake Mangamahoe	excluding the Waiwhakaiho Inlet and Mangamahoe Stream	1 Oct - 30 Sep	F	2			Note 1,3
Lake Mangamahoe	Waiwhakaiho Inlet upstream of the normal site of a landmark located just upstream of the confluence with Lake Mangamahoe	1 Oct - 30 Apr	F	2			Note 1,3
Lake Mangamahoe	Mangamahoe Stream upstream of the walkway swing-	1 Oct - 30 Apr	F	2			Note 1,3

	bridge at the head of Lake Mangamahoe						
Lake Mangamahoe	Any tributary other than Waiwhakaiho I nlet and Mangamahoe St ream	1 Oct - 30 Sep	F	2			Note 1,3
Lake Namunamu		1 Oct - 30 Sep	FSB	2			Note 1
Lake Ngangana		1 Oct - 30 Sep	FSB	2		No limit	Note 1
Lake Opunake		1 Oct - 30 Sep	FSB	2			Note 1
Lake Ratapiko		1 Oct - 30 Apr and 1 June - 30 Sep	FSB	2		No limit	Note 1
Lake Rotomanu		1 Oct - 30 Sep	FSB	2		No limit	Note 1
Lake Rotorangi	downstream of Mangamingi Bridge	1 Oct - 30 Apr and 1 June - 30 Sep	FSB	2		No limit	Note 1
<u>Lake Wiritoa</u>		<u>1 Oct - 30 Sep</u>	<u>FSB</u>			<u>No limit</u>	<u>Note 1</u>
Manganui River	downstream of Bristol Road Bridge	1 Oct - 30 Sep	FSB	2	1		Note 1
Mangaoraka Stream	downstream of State Highway 3 Devon Road Bridge	1 Oct - 30 Sep	FSB	2	1		Note 1
Patea River	downstream of Patea Dam	1 Oct - 30 Sep	FSB	2	1	No limit	Note 1
Stony (Hangatahua) River		1 Oct - 30 Sep	FS	2	1		Note 1, 2

Waiaua River	downstream of State Highway 45 Bridge	1 Oct - 30 Sep	FSB	2	1	Note 1
Waingongoro River	downstream of State Highway 45 Bridge	1 Oct - 30 Sep	FSB	2	1	Note 1
Waiongana Stream	downstream of State Highway 3 Devon Road Bridge	1 Oct - 30 Sep	FSB	2	1	Note 1
Waitara River	downstream of Manganui River confluence	1 Oct - 30 Sep	FSB	2	1	No limit Note 1
Waiwhakaiho River	downstream of the normal site of a landmark that is at the end of Rimu Street extension walking track	1 Oct - 30 Sep	FSB	2	1	Note 1
Warea River	downstream of State Highway 45 Bridge	1 Oct - 30 Sep	FSB	2	1	Note 1
Whanganui River	downstream of Ohura River confluence excluding tributaries	1 Oct - 30 Sep	FSB	2	1	No limit Note 1
Virginia Lake		Closed to fishing				
<b>Waimarino</b>						
Manganuioteao River	downstream of Ruatiti Road Bridge	1 Oct - 30 Sep	FSB	2	1	Note 1
Manganuioteao River	mainstem from Ruatiti Road Bridge upstream to confluence with Makatote River	1 Oct - 30 Jun	FSB	2	1	Note 1

Mangawhero River	downstream of Raetihi - Ohakune Road Bridge	1 Oct - 30 Sep	FSB	2		Note 1
Retaruke River	upstream of Oio Road Bridge	1 Oct - 30 Apr	FS	0	0	Note 1
Retaruke River	downstream of Oio Road Bridge	1 Oct - 30 Sep	FS	0	0	Note 1
Sattlers Dam		1 Oct - 30 Sep	FSB	2		Note 1
Tokiahuru Stream	downstream of State Highway 49 Bridge	1 Oct - 30 Sep	FSB	2		Note 1
Waitaiki Stream	downstream of State Highway 49 Bridge	1 Oct - 30 Sep	FSB	2		Note 1



## TARANAKI FISH AND GAME COUNCIL

The Chairman

Taranaki Fish and Game Council

### REVISION OF 2020/21 BUDGET

In light of the impacts of Covid-19 on projected income National Council has requested we restrict all non-essential spending and seek to reduce our operational budget for the 2020/21 season by 5%.

This reflects that the best estimate at this time of licence income for the 2020/21 season is a 15% reduction on initial forecast. National Council propose that this be met by a 5% budget reduction with the additional 10% required being met from General and Dedicated Reserves. National Council also undertakes to ensure that all regional F&G council reserves are maintained at 20% of their operational budget.

Note our long-term base funding is not being reduced, rather we are budgeting to only spend 95% of this figure.

Our total net expenditure for our indicative 2020/21 budget was \$377,636. Therefore a 5% reduction equals \$18,882.

Note the current budget includes some use of our reserves. In particular an indicative expenditure of 12.5k on Hunting & Habitat Projects, 2.5k on helicopter flights to survey the Stony River and 5k to fund our contribution to the Manganuioteao River Riparian Project. These latter two were to be funded from the Non-Resident Licence Fund.

Currently these show as cost neutral as any expenditure is offset by transfer (income) from the reserve. National Council are requesting that these reserves are not used over the next year to maintain the organisation's capacity to address any financial shortfall. On this basis the H&H habitat expenditure and Stony River flights should be removed from the budget however this will not influence the bottom line.

However I propose to now meet the 5k required for the Manganuioteao Riparian project from within the existing budget. This reflects both our ongoing commitment to this project and our partners (Whanganui Enhancement Trust and Horizons) and also that we leverage of this money considerably to achieve a very good outcome for this special fishery.

On this basis we therefore need to find \$23,882 from the current indicative budget to meet the 5% target. Of course, if we can find more then we should consider whether we do this to further reduce the pressure on reserves.

### Options

12.5k is budgeted for asset replacement. Late in the financial year (2021) it was also proposed to replace the manager's vehicle consistent with Council policy on replacing vehicles within warranty (3 yearly). The net effect of this was projected to result in a similar opening and closing balance for the

Asset Replacement Fund (ARF). It is therefore recommended that the contribution to ARF be deferred along with the vehicle replacement.

6.8k is budgeted to undertake the Taranaki mallard counts (1113). At this time this is not considered essential. Similarly deferring this has no long-term impact on the programme.

Currently we have 1k against sports fish habitat and 3k against gamebird habitat which allows us to undertake small projects in association with landowners (1230). Given we are trying to find 5k for the Manganuioteao habitat project I suggest reducing this to 1k for gamebird habitat only.

2.5k is budgeted against the national hunter survey (1121). Several councillors have indicated they are prepared to do some of the surveys on a voluntary basis and staff are also prepared to do these on a TOIL basis. This would save 1.5k with the added advantage of the direct contact between councillors and licence holders.

Routinely we include the cost of one new gas gun each year (\$800) in the costs of gamebird dispersal (1181). However many of our guns are older and well used and it is not recommended to defer this purchase to make any saving here

Hunter support (1352) is a new programme to provide instruction for hunters. This is a nominal figure and can be reduced from \$1,546 to \$750 without impacting on a possible programme.

The 5k figure against RMA (1211) is also a nominal one reflecting that it is likely the Trustpower consent process for Mangorei and Motukawa will get underway as well as the Taranaki Freshwater Plan process. This budget is to deal with internal costs for preparing evidence/ travel for F&G staff and the like. Potentially we can also apply to the national legal fund if greater costs were likely. I suggest this figure remain in but to note that some or all of it may not be spent depending on timing and how these applications proceed.

Along the same lines I suggest leaving council meeting costs (1721) as is but recognising council could make savings here by using Zoom for some meetings etc.

The suggested savings (and including the increased cost of the Manganuioteao Riparian Project) are listed below in table 1.

**Table 1 Summary of suggested savings (and including the increased cost of the Manganuioteao Riparian Project) for 2020/21 budget**

Work Stream	Expenditure	Income	Nett saved
Asset Replacement Fund	\$12,500		\$12,500
Mallard Flights	\$6,820		\$6,820
Stony River fish survey flight	\$2,500	\$2,500	
National hunter survey	\$1,550		\$1,550
Sports fish habitat	\$1,000		\$1,000
Gamebird habitat	\$2,000		\$2,000
Manganuioteao Riparian project		-\$5,000	-\$5,000
H&H Fund	\$12,000	\$12,000	
Hunter support	\$796		\$796
<b>Nett reduction</b>			<b>\$19,666 (5.2%)</b>

This would result in an amended total budget of \$357,970 for the 2020/21 financial year which is a reduction of 5.2%. In addition there would be no planned expenditure from reserves.

RECOMMENDATION

That Taranaki Fish and Game Council approve the budget reductions shown in table 1 for the 2020/21 financial year

Glenn Maclean

Regional Manager

29 May 2020





**TARANAKI FISH AND GAME COUNCIL**

The Chairman  
Taranaki Fish and Game Council

**National Fish and Game Licence Sales YTD to 1<sup>st</sup> June 2020**

Please find attached the National Fish and Game licence sales report YTD to 1<sup>st</sup> June 2020, with comparisons to the same time last year.

Jilli Steedman  
SECRETARY  
3 June 2020

**RECOMMENDATION**

That the National Licence Sales YTD to 1<sup>st</sup> June 2020 report, be received



**National Game Licence Sales YTD to 1 June 2020**

North Is Regions	Channel	GWA	GWJ	GWC	GDA	GDJ	Total	Game LEQ	Game Var	Game \$	Inc/Dec
Northland	Agency Online	1,479	184	63	14	0	1,740				
	Retail Book	0	0	0	0	0	0				
	Public Online	232	35	19	7	0	293				
	Call Centre	2	0	0	0	0	2				
	<b>Total</b>	<b>1,713</b>	<b>219</b>	<b>82</b>	<b>21</b>	<b>0</b>	<b>2,035</b>	<b>1,762</b>		<b>\$142,495</b>	
2018-2019	Agency Online	1,157	131	61	0	0	1,349		<b>Budget</b>		
	Retail Book	0	0	0	0	0	0		<b>1781</b>	<b>\$145,537</b>	
	Public Online	373	43	16	2	0	434		<b>88.2%</b>	<b>\$128,459</b>	
	Call Centre	6	0	0	0	0	6		<b>To meet budg</b>	<b>(\$17,078)</b>	
	<b>Total</b>	<b>1536</b>	<b>174</b>	<b>77</b>	<b>2</b>	<b>0</b>	<b>1,789</b>	<b>1,572</b>	<b>-10.8%</b>	<b>\$128,459</b>	<b>-\$14,036</b>
2019-2020	Agency Online	5,014	391	166	56	2	5,629				
	Retail Book	0	0	0	0	0	0				
	Public Online	1,375	133	45	104	1	1,658				
	Call Centre	16	3	0	3	0	22				
	<b>Total</b>	<b>6405</b>	<b>527</b>	<b>211</b>	<b>163</b>	<b>3</b>	<b>7,309</b>	<b>6,546</b>		<b>\$529,380</b>	
Auckland/Waikato	Agency Online	4,054	308	137	0	0	4,499		<b>Budget</b>		
	Retail Book	0	0	0	0	0	0		<b>6848</b>	<b>\$559,750</b>	
	Public Online	1,971	181	94	8	1	2,255		<b>89.7%</b>	<b>\$502,247</b>	
	Call Centre	18	5	0	0	0	23		<b>To meet budg</b>	<b>(\$57,503)</b>	
	<b>Total</b>	<b>6043</b>	<b>494</b>	<b>231</b>	<b>8</b>	<b>1</b>	<b>6,777</b>	<b>6,145</b>	<b>-6.1%</b>	<b>\$502,247</b>	<b>-\$27,133</b>
Eastern	Agency Online	2,734	269	144	55	7	3,209				
	Retail Book	0	0	0	0	0	0				
	Public Online	319	37	12	21	0	389				
	Call Centre	0	0	0	0	0	0				
	<b>Total</b>	<b>3053</b>	<b>306</b>	<b>156</b>	<b>76</b>	<b>7</b>	<b>3,598</b>	<b>3,131</b>		<b>\$253,230</b>	
2018-2019	Agency Online	1,981	183	97	0	0	2,261		<b>Budget</b>		
	Retail Book	0	0	0	0	0	0		<b>3250</b>	<b>\$265,652</b>	
	Public Online	644	67	32	5	0	748		<b>82.7%</b>	<b>\$219,776</b>	
	Call Centre	12	1	1	0	0	14		<b>To meet budg</b>	<b>(\$45,876)</b>	
	<b>Total</b>	<b>2637</b>	<b>251</b>	<b>130</b>	<b>5</b>	<b>0</b>	<b>3,023</b>	<b>2,689</b>	<b>-14.1%</b>	<b>\$219,776</b>	<b>-\$33,455</b>
Hawke's Bay	Agency Online	1,465	131	50	21	0	1,667				
	Retail Book	0	0	0	0	0	0				
	Public Online	353	45	6	29	0	433				
	Call Centre	2	0	0	0	0	2				
	<b>Total</b>	<b>1820</b>	<b>176</b>	<b>56</b>	<b>50</b>	<b>0</b>	<b>2,102</b>	<b>1,866</b>		<b>\$150,917</b>	
2018-2019	Agency Online	1,115	82	45	0	0	1,242		<b>Budget</b>		
	Retail Book	0	0	0	0	0	0		<b>1916</b>	<b>\$156,612</b>	
	Public Online	448	56	14	1	0	519		<b>83.3%</b>	<b>\$130,382</b>	
	Call Centre	4	0	1	0	0	5		<b>To meet budg</b>	<b>(\$26,230)</b>	
	<b>Total</b>	<b>1567</b>	<b>138</b>	<b>60</b>	<b>1</b>	<b>0</b>	<b>1,766</b>	<b>1,595</b>	<b>-14.5%</b>	<b>\$130,382</b>	<b>-\$20,535</b>
Taranaki	Agency Online	892	71	21	12	0	996				
	Retail Book	0	0	0	0	0	0				
	Public Online	135	13	7	12	0	167				
	Call Centre	4	0	0	0	0	4				
	<b>Total</b>	<b>1031</b>	<b>84</b>	<b>28</b>	<b>24</b>	<b>0</b>	<b>1,167</b>	<b>1,053</b>		<b>\$85,161</b>	
2018-2019	Agency Online	700	57	22	0	0	779		<b>Budget</b>		
	Retail Book	0	0	0	0	0	0		<b>1141</b>	<b>\$93,264</b>	
	Public Online	253	22	19	0	0	294		<b>85.1%</b>	<b>\$79,366</b>	
	Call Centre	2	0	0	0	0	2		<b>To meet budg</b>	<b>(\$13,898)</b>	
	<b>Total</b>	<b>955</b>	<b>79</b>	<b>41</b>	<b>0</b>	<b>0</b>	<b>1,075</b>	<b>971</b>	<b>-7.8%</b>	<b>\$79,366</b>	<b>-\$5,795</b>
Wellington	Agency Online	2,873	219	122	34	4	3,252				
	Retail Book	0	0	0	0	0	0				
	Public Online	524	57	24	36	3	644				
	Call Centre	8	0	0	0	0	8				
	<b>Total</b>	<b>3405</b>	<b>276</b>	<b>146</b>	<b>70</b>	<b>7</b>	<b>3,904</b>	<b>3,476</b>		<b>\$281,102</b>	
2018-2019	Agency Online	2,157	208	95	1	0	2,471		<b>Budget</b>		
	Retail Book	0	0	0	0	0	0		<b>3431</b>	<b>\$280,406</b>	
	Public Online	834	74	41	0	0	949		<b>89.5%</b>	<b>\$250,874</b>	
	Call Centre	11	0	0	0	0	11		<b>To meet budg</b>	<b>(\$29,532)</b>	
	<b>Total</b>	<b>3012</b>	<b>282</b>	<b>136</b>	<b>1</b>	<b>0</b>	<b>3,431</b>	<b>3,069</b>	<b>-11.7%</b>	<b>\$250,874</b>	<b>-\$30,228</b>

South Is Regions	Channel	GWA	GWJ	GWC	GDA	GDJ	Total	Game LEQ	Game Var	Game \$	Inc/Dec
Nelson/Marl	Agency Online	722	69	19	17	0	827				
	Retail Book	0	0	0	0	0	0				
	Public Online	120	17	5	19	0	161				
	Call Centre	1	0	0	0	0	1				
	<b>Total</b>	<b>843</b>	<b>86</b>	<b>24</b>	<b>36</b>	<b>0</b>	<b>989</b>	<b>868</b>		<b>\$70,189</b>	
2018-2019	Agency Online	575	48	16	0	0	639		<b>Budget</b>		
	Retail Book	0	0	0	0	0	0		<b>923</b>	<b>\$75,445</b>	
	Public Online	197	27	11	0	0	235		<b>85.6%</b>	<b>\$64,587</b>	
	Call Centre	3	0	0	0	0	3		<b>To meet budg</b>	<b>(\$10,858)</b>	
	<b>Total</b>	<b>775</b>	<b>75</b>	<b>27</b>	<b>0</b>	<b>0</b>	<b>877</b>	<b>790</b>	<b>-9.0%</b>	<b>\$64,587</b>	<b>-\$5,602</b>
2019-2020	Agency Online	2,041	145	60	9	0	2,255				
	Retail Book	0	0	0	0	0	0				
	Public Online	393	24	16	29	0	462				
	Call Centre	2	0	0	1	0	3				
	<b>Total</b>	<b>2436</b>	<b>169</b>	<b>76</b>	<b>39</b>	<b>0</b>	<b>2,720</b>	<b>2,478</b>		<b>\$200,435</b>	
North Canterbury	Agency Online	1,679	111	32	0	0	1,822		<b>Budget</b>		
	Retail Book	0	0	0	0	0	0		<b>2635</b>	<b>\$215,383</b>	
	Public Online	537	51	23	1	1	613		<b>85.4%</b>	<b>\$184,010</b>	
	Call Centre	2	1	0	0	0	3		<b>To meet budg</b>	<b>(\$31,373)</b>	
	<b>Total</b>	<b>2218</b>	<b>163</b>	<b>55</b>	<b>1</b>	<b>1</b>	<b>2,438</b>	<b>2,251</b>	<b>-9.2%</b>	<b>\$184,010</b>	<b>-\$16,424</b>
2019-2020	Agency Online	185	9	5	0	0	199				
	Retail Book	0	0	0	0	0	0				
	Public Online	142	11	6	8	0	167				
	Call Centre	3	0	0	0	0	3				
	<b>Total</b>	<b>330</b>	<b>20</b>	<b>11</b>	<b>8</b>	<b>0</b>	<b>369</b>	<b>336</b>		<b>\$27,150</b>	
2018-2019	Agency Online	160	16	5	0	0	181		<b>Budget</b>		
	Retail Book	0	0	0	0	0	0		<b>385</b>	<b>\$31,470</b>	
	Public Online	199	20	16	0	0	235		<b>95.4%</b>	<b>\$30,021</b>	
	Call Centre	1	0	0	0	0	1		<b>To meet budg</b>	<b>(\$1,449)</b>	
	<b>Total</b>	<b>360</b>	<b>36</b>	<b>21</b>	<b>0</b>	<b>0</b>	<b>417</b>	<b>367</b>	<b>9.4%</b>	<b>\$30,021</b>	<b>\$2,871</b>
2019-2020	Agency Online	1,873	157	55	5	0	2,090				
	Retail Book	0	0	0	0	0	0				
	Public Online	408	36	12	34	0	490				
	Call Centre	0	0	0	0	0	0				
	<b>Total</b>	<b>2281</b>	<b>193</b>	<b>67</b>	<b>39</b>	<b>0</b>	<b>2,580</b>	<b>2,328</b>		<b>\$188,297</b>	
Central South Is	Agency Online	1,452	137	41	0	0	1,630		<b>Budget</b>		
	Retail Book	0	0	0	0	0	0		<b>2354</b>	<b>\$192,414</b>	
	Public Online	558	66	8	1	0	633		<b>87.4%</b>	<b>\$168,157</b>	
	Call Centre	6	0	2	0	0	8		<b>To meet budg</b>	<b>(\$24,257)</b>	
	<b>Total</b>	<b>2016</b>	<b>203</b>	<b>51</b>	<b>1</b>	<b>0</b>	<b>2,271</b>	<b>2,057</b>	<b>-11.6%</b>	<b>\$168,157</b>	<b>-\$20,140</b>
2019-2020	Agency Online	3,369	235	78	20	2	3,704				
	Retail Book	0	0	0	0	0	0				
	Public Online	672	58	22	32	0	784				
	Call Centre	5	0	0	0	0	5				
	<b>Total</b>	<b>4046</b>	<b>293</b>	<b>100</b>	<b>52</b>	<b>2</b>	<b>4,493</b>	<b>4,117</b>		<b>\$332,905</b>	
2018-2019	Agency Online	2,811	211	71	0	0	3,093		<b>Budget</b>		
	Retail Book	0	0	0	0	0	0		<b>4078</b>	<b>\$333,332</b>	
	Public Online	949	80	33	0	0	1,062		<b>93.8%</b>	<b>\$312,719</b>	
	Call Centre	7	0	0	0	0	7		<b>To meet budg</b>	<b>(\$20,613)</b>	
	<b>Total</b>	<b>3767</b>	<b>291</b>	<b>104</b>	<b>0</b>	<b>0</b>	<b>4,162</b>	<b>3,826</b>	<b>-7.1%</b>	<b>\$312,719</b>	<b>-\$20,186</b>
2019-2020	Agency Online	4,257	383	123	17	1	4,781				
	Retail Book	0	0	0	0	0	0				
	Public Online	492	46	23	5	1	567				
	Call Centre	6	0	0	0	0	6				
	<b>Total</b>	<b>4755</b>	<b>429</b>	<b>146</b>	<b>22</b>	<b>2</b>	<b>5,354</b>	<b>4,847</b>		<b>\$391,993</b>	
Southland	Agency Online	3,538	332	110	0	0	3,980		<b>Budget</b>		
	Retail Book	0	0	0							

**National Fish Licence Sales YTD to 1 June 2020**

	Channel	FWF	FWA	FWNA	FSLA	FLAA	FWIA	FLBA	ESBA	FDA	FDNA	FWJ	FWNJ	FDJ	FDNJ	FWC	FWNC	FDNC	Total Fish	Fish LEQ	Fish Var	Fish \$	Inc/Dec	
Northland	Agency Online	17	44	39	10	3	11	1	5	12	8	15	1	4	1	0	0	1	172					
	Retail Book	0	0	0	0	0	0	0	0	0	0	0	0	0	0	0	0	0	0	0				
	Public Online	11	48	50	3	6	19	0	9	35	46	15	4	4	0	0	2	0	252					
	Eyede Call Centre	0	1	2	0	0	0	0	0	0	0	0	0	0	0	0	0	0	0	3				
	<b>Total</b>	<b>28</b>	<b>93</b>	<b>91</b>	<b>13</b>	<b>9</b>	<b>30</b>	<b>1</b>	<b>14</b>	<b>47</b>	<b>54</b>	<b>30</b>	<b>5</b>	<b>8</b>	<b>1</b>	<b>0</b>	<b>2</b>	<b>1</b>	<b>427</b>	<b>288</b>		<b>\$32,516</b>		
2018-2019	Agency Online	20	56	16	10	4	3	0	4	6	4	16	0	0	0	0	1	0	140					
	Retail Book	0	0	0	0	0	0	0	0	0	0	0	0	0	0	0	0	0	0	0				
	Public Online	18	56	61	3	6	14	1	4	21	48	13	2	6	0	0	2	0	255					
	Eyede Call Centre	0	1	0	0	0	0	0	0	4	0	0	0	0	0	0	0	0	5					
	<b>Total</b>	<b>38</b>	<b>113</b>	<b>77</b>	<b>13</b>	<b>10</b>	<b>17</b>	<b>1</b>	<b>8</b>	<b>31</b>	<b>52</b>	<b>29</b>	<b>2</b>	<b>6</b>	<b>0</b>	<b>0</b>	<b>3</b>	<b>0</b>	<b>400</b>	<b>293</b>	<b>2.0%</b>	<b>\$33,930</b>	<b>\$1,413</b>	
Auckland Waikato	Agency Online	219	645	135	82	64	59	21	84	247	55	71	10	48	2	0	4	1	1,747					
	Retail Book	0	0	0	0	0	0	0	0	0	0	0	0	0	0	0	0	0	0	0				
	Public Online	427	943	274	118	126	141	5	138	723	343	108	11	58	10	0	1	2	3,428					
	Eyede Call Centre	2	2	0	3	1	3	1	1	2	2	0	0	1	0	0	0	0	18					
	<b>Total</b>	<b>648</b>	<b>1590</b>	<b>409</b>	<b>203</b>	<b>191</b>	<b>203</b>	<b>27</b>	<b>223</b>	<b>972</b>	<b>400</b>	<b>179</b>	<b>21</b>	<b>107</b>	<b>12</b>	<b>0</b>	<b>5</b>	<b>3</b>	<b>5,193</b>	<b>3,663</b>		<b>\$414,031</b>		
2018-2019	Agency Online	272	740	110	114	58	22	14	78	194	38	78	9	17	1	0	6	0	1,751					
	Retail Book	0	0	0	0	0	0	0	0	0	0	0	0	0	0	0	0	0	0	0				
	Public Online	339	890	288	110	129	91	10	124	647	275	104	5	57	3	0	11	1	3,084					
	Eyede Call Centre	2	8	1	8	0	3	0	0	2	0	0	0	0	0	0	0	0	24					
	<b>Total</b>	<b>613</b>	<b>1638</b>	<b>399</b>	<b>232</b>	<b>187</b>	<b>116</b>	<b>24</b>	<b>202</b>	<b>843</b>	<b>313</b>	<b>182</b>	<b>14</b>	<b>74</b>	<b>4</b>	<b>0</b>	<b>17</b>	<b>1</b>	<b>4,859</b>	<b>3,573</b>	<b>-2.4%</b>	<b>\$413,251</b>	<b>-\$780</b>	
Eastern	Agency Online	1,502	1,144	344	229	1,120	184	37	504	1,499	825	231	13	171	26	0	6	23	7,858					
	Retail Book	0	0	0	0	0	0	0	0	0	0	0	0	0	0	0	0	0	0	0				
	Public Online	1,244	976	267	160	536	207	44	518	1,913	655	152	15	182	15	0	13	9	6,906					
	Eyede Call Centre	16	4	0	13	8	6	0	2	16	1	2	0	1	0	0	0	0	69					
	<b>Total</b>	<b>2762</b>	<b>2124</b>	<b>611</b>	<b>402</b>	<b>1664</b>	<b>397</b>	<b>81</b>	<b>1024</b>	<b>3428</b>	<b>1481</b>	<b>385</b>	<b>28</b>	<b>354</b>	<b>41</b>	<b>0</b>	<b>19</b>	<b>32</b>	<b>14,833</b>	<b>9,572</b>		<b>\$1,082,003</b>		
2018-2019	Agency Online	1,346	1,045	252	263	1,105	92	27	334	1,058	700	202	27	134	26	0	11	21	6,643					
	Retail Book	0	0	0	0	0	0	0	0	0	0	0	0	0	0	0	0	0	0	0				
	Public Online	1,101	903	240	175	552	165	45	472	1,702	625	165	12	167	17	0	8	8	6,357					
	Eyede Call Centre	18	7	3	7	5	2	1	11	6	0	0	0	4	0	0	0	0	64					
	<b>Total</b>	<b>2465</b>	<b>1955</b>	<b>495</b>	<b>445</b>	<b>1662</b>	<b>259</b>	<b>73</b>	<b>817</b>	<b>2766</b>	<b>1325</b>	<b>367</b>	<b>39</b>	<b>305</b>	<b>43</b>	<b>0</b>	<b>19</b>	<b>29</b>	<b>13,064</b>	<b>8,617</b>	<b>-10.0%</b>	<b>\$996,537</b>	<b>-\$85,465</b>	
Hawke's Bay	Agency Online	207	634	126	143	137	74	8	59	192	284	82	2	92	11	0	0	4	2,055					
	Retail Book	0	0	0	0	0	0	0	0	0	0	0	0	0	0	0	0	0	0	0				
	Public Online	187	383	193	52	70	52	9	92	281	151	61	3	31	1	0	3	0	1,569					
	Eyede Call Centre	3	3	1	2	3	0	2	2	0	0	0	0	0	0	0	0	0	16					
	<b>Total</b>	<b>397</b>	<b>1020</b>	<b>320</b>	<b>197</b>	<b>210</b>	<b>126</b>	<b>19</b>	<b>153</b>	<b>473</b>	<b>435</b>	<b>143</b>	<b>5</b>	<b>123</b>	<b>12</b>	<b>0</b>	<b>3</b>	<b>4</b>	<b>3,640</b>	<b>2,524</b>		<b>\$285,368</b>		
2018-2019	Agency Online	237	643	121	146	116	39	6	47	170	217	95	2	42	8	0	1	1	1,891					
	Retail Book	0	0	0	0	0	0	0	0	0	0	0	0	0	0	0	0	0	0	0				
	Public Online	144	387	129	53	62	67	11	82	313	138	63	2	31	1	0	4	0	1,487					
	Eyede Call Centre	5	3	2	3	0	1	0	0	2	0	3	0	0	0	0	0	0	19					
	<b>Total</b>	<b>386</b>	<b>1033</b>	<b>252</b>	<b>202</b>	<b>178</b>	<b>107</b>	<b>17</b>	<b>129</b>	<b>485</b>	<b>355</b>	<b>161</b>	<b>4</b>	<b>73</b>	<b>9</b>	<b>0</b>	<b>5</b>	<b>1</b>	<b>3,397</b>	<b>2,398</b>	<b>-5.0%</b>	<b>\$277,369</b>	<b>-\$7,998</b>	
Taranaki	Agency Online	62	215	23	51	8	14	4	17	66	24	40	1	8	1	0	0	1	535					
	Retail Book	0	0	0	0	0	0	0	0	0	0	0	0	0	0	0	0	0	0	0				
	Public Online	64	175	50	15	29	21	2	24	116	45	25	2	14	2	0	0	0	584					
	Eyede Call Centre	1	0	0	0	0	0	0	1	1	0	0	0	0	0	0	0	0	3					
	<b>Total</b>	<b>127</b>	<b>390</b>	<b>73</b>	<b>66</b>	<b>37</b>	<b>35</b>	<b>6</b>	<b>42</b>	<b>183</b>	<b>69</b>	<b>65</b>	<b>3</b>	<b>22</b>	<b>3</b>	<b>0</b>	<b>0</b>	<b>1</b>	<b>1,122</b>	<b>811</b>		<b>\$91,682</b>		
2018-2019	Agency Online	50	247	14	50	13	6	1	22	62	10	46	1	1	1	0	1	1	526					
	Retail Book	0	0	0	0	0	0	0	0	0	0	0	0	0	0	0	0	0	0	0				
	Public Online	58	177	34	13	20	13	3	25	85	60	21	1	9	0	0	3	0	522					
	Eyede Call Centre	0	1	0	0	0	1	0	0	0	0	0	0	0	0	0	0	0	2					
	<b>Total</b>	<b>108</b>	<b>425</b>	<b>48</b>	<b>63</b>	<b>33</b>	<b>20</b>	<b>4</b>	<b>47</b>	<b>147</b>	<b>70</b>	<b>67</b>	<b>2</b>	<b>10</b>	<b>1</b>	<b>0</b>	<b>4</b>	<b>1</b>	<b>1,050</b>	<b>775</b>	<b>-4.5%</b>	<b>\$89,621</b>	<b>-\$2,061</b>	
Wellington	Agency Online	227	824	48	111	129	45	4	62	108	40	125	4	16	3	0	1	0	1,747					
	Retail Book	0	0	0	0	0	0	0	0	0	0	0	0	0	0	0	0	0	0	0				
	Public Online	242	769	98	105	95	57	3	46	254	102	100	0	38	0	0	7	0	1,916					
	Eyede Call Centre	1	4	0	2	1	1	0	0	8	2	1	0	0	0	0	0	0	20					
	<b>Total</b>	<b>470</b>	<b>1597</b>	<b>146</b>	<b>218</b>	<b>225</b>	<b>103</b>	<b>7</b>	<b>108</b>	<b>370</b>	<b>144</b>	<b>226</b>	<b>4</b>	<b>54</b>	<b>3</b>	<b>0</b>	<b>8</b>	<b>0</b>	<b>3,683</b>	<b>2,960</b>		<b>\$334,591</b>		
2018-2019	Agency Online	221	883	55	130	113	33	8	37	95	44	132	2	47	1	0	3	0	1,804					
	Retail Book	0	0	0	0	0	0	0	0	0	0	0	0	0	0	0	0	0	0	0				
	Public Online	242	716	103	106	93	69	7	35	312	84	130	2	55	0	0	0	0	1,954					
	Eyede Call Centre	1	2	0	1	1	1	0	0	2	3	0	0	0	0	0	0	0	11					
	<b>Total</b>	<b>464</b>	<b>1601</b>	<b>158</b>	<b>237</b>	<b>207</b>	<b>103</b>	<b>15</b>	<b>72</b>	<b>409</b>	<b>131</b>	<b>262</b>	<b>4</b>	<b>102</b>	<b>1</b>	<b>0</b>	<b>3</b>	<b>0</b>	<b>3,769</b>	<b>2,974</b>	<b>0.5%</b>	<b>\$343,903</b>	<b>\$9,312</b>	
Nelson/Marl	Agency Online	435	1,025	457	143	106																		



	Channel	FWF	FWA	FWNA	FSLA	FLAA	FWIA	FLBA	FSBA	FDA	FDNA	FWJ	FWNJ	FDJ	FDNJ	FWC	FWNC	FDNC	Total Fish	Fish LEQ	Fish Var	Fish \$	Inc/Dec	
North Canterbury	Agency Online	2,052	3,361	473	636	92	135	32	235	632	216	349	13	65	4	0	18	1	8,314					
	Retail Book	0	0	0	0	0	0	0	0	0	0	0	0	0	0	0	0	0	0	0				
	Public Online	1,189	1,691	309	206	90	70	15	164	1,036	519	218	13	130	7	0	4	7	5,668					
	Eyede Call Centre	10	12	2	8	1	1	0	0	3	0	2	0	0	0	0	0	0	0	39				
	<b>Total</b>	<b>3251</b>	<b>5064</b>	<b>784</b>	<b>850</b>	<b>183</b>	<b>206</b>	<b>47</b>	<b>399</b>	<b>1671</b>	<b>735</b>	<b>569</b>	<b>26</b>	<b>195</b>	<b>11</b>	<b>0</b>	<b>22</b>	<b>8</b>	<b>14,021</b>	<b>11,777</b>		<b>\$1,331,329</b>		
2018-2019	Agency Online	2,060	3,418	318	729	81	80	31	187	469	165	324	11	64	3	0	15	1	7,956					
	Retail Book	0	0	0	0	0	0	0	0	0	0	0	0	0	0	0	0	0	0	0				
	Public Online	936	1,505	274	227	114	88	17	177	968	405	240	10	116	6	0	4	4	5,091					
	Eyede Call Centre	6	10	2	5	1	1	0	2	2	1	4	0	0	0	0	0	0	0	34				
	<b>Total</b>	<b>3002</b>	<b>4933</b>	<b>594</b>	<b>961</b>	<b>196</b>	<b>169</b>	<b>48</b>	<b>366</b>	<b>1439</b>	<b>571</b>	<b>568</b>	<b>21</b>	<b>180</b>	<b>9</b>	<b>0</b>	<b>19</b>	<b>5</b>	<b>13,081</b>	<b>11,128</b>	<b>-5.5%</b>	<b>\$1,287,007</b>	<b>-\$44,322</b>	
West Coast	Agency Online	200	320	66	63	116	16	9	57	165	273	47	2	27	14	0	3	14	1,392					
	Retail Book	0	0	0	0	0	0	0	0	0	0	0	0	0	0	0	0	0	0	0				
	Public Online	262	319	249	33	75	22	5	59	198	234	30	8	13	3	0	5	3	1,518					
	Eyede Call Centre	2	3	2	0	1	0	0	0	0	0	0	0	0	0	0	0	0	0	8				
	<b>Total</b>	<b>464</b>	<b>642</b>	<b>317</b>	<b>96</b>	<b>192</b>	<b>38</b>	<b>14</b>	<b>116</b>	<b>363</b>	<b>507</b>	<b>77</b>	<b>10</b>	<b>40</b>	<b>17</b>	<b>0</b>	<b>8</b>	<b>17</b>	<b>2,918</b>	<b>2,039</b>		<b>\$230,532</b>		
2018-2019	Agency Online	150	251	31	50	98	11	2	36	118	235	49	1	17	17	0	4	15	1,085					
	Retail Book	0	0	0	0	0	0	0	0	0	0	0	0	0	0	0	0	0	0	0				
	Public Online	217	284	244	39	71	11	10	60	217	169	37	2	23	1	0	8	5	1,398					
	Eyede Call Centre	6	1	0	5	0	0	0	0	0	0	0	0	0	0	0	0	0	0	12				
	<b>Total</b>	<b>373</b>	<b>536</b>	<b>275</b>	<b>94</b>	<b>169</b>	<b>22</b>	<b>12</b>	<b>96</b>	<b>335</b>	<b>404</b>	<b>86</b>	<b>3</b>	<b>40</b>	<b>18</b>	<b>0</b>	<b>12</b>	<b>20</b>	<b>2,495</b>	<b>1,710</b>	<b>-16.1%</b>	<b>\$197,822</b>	<b>-\$32,710</b>	
Central South Is	Agency Online	2,279	2,224	247	585	700	143	43	531	1,785	683	492	15	197	20	0	21	5	9,970					
	Retail Book	0	0	0	0	0	0	0	0	0	0	0	0	0	0	0	0	0	0	0				
	Public Online	1,189	1,195	641	172	250	81	24	320	1,570	626	216	20	153	9	0	15	1	6,482					
	Eyede Call Centre	7	6	2	5	5	1	0	0	47	9	0	0	1	0	0	0	0	0	83				
	<b>Total</b>	<b>3475</b>	<b>3425</b>	<b>890</b>	<b>762</b>	<b>955</b>	<b>225</b>	<b>67</b>	<b>851</b>	<b>3402</b>	<b>1318</b>	<b>708</b>	<b>35</b>	<b>351</b>	<b>29</b>	<b>0</b>	<b>36</b>	<b>6</b>	<b>16,535</b>	<b>11,681</b>		<b>\$1,320,463</b>		
2018-2019	Agency Online	2,124	2,123	164	627	707	66	45	397	1,562	492	432	9	224	11	0	6	15	9,004					
	Retail Book	0	0	0	0	0	0	0	0	0	0	0	0	0	0	0	0	0	0	0				
	Public Online	1,102	1,110	588	171	261	111	32	329	1,630	654	225	15	147	20	0	4	4	6,403					
	Eyede Call Centre	4	11	0	5	1	0	0	0	4	0	2	0	0	0	0	0	0	0	27				
	<b>Total</b>	<b>3230</b>	<b>3244</b>	<b>752</b>	<b>803</b>	<b>969</b>	<b>177</b>	<b>77</b>	<b>726</b>	<b>3196</b>	<b>1146</b>	<b>659</b>	<b>24</b>	<b>371</b>	<b>31</b>	<b>0</b>	<b>10</b>	<b>19</b>	<b>15,434</b>	<b>10,931</b>	<b>-6.4%</b>	<b>\$1,264,213</b>	<b>-\$56,251</b>	
Otago	Agency Online	2,467	3,202	498	576	213	124	19	241	925	1,764	430	31	86	100	0	18	105	10,799					
	Retail Book	0	0	0	0	0	0	0	0	0	0	0	0	0	0	0	0	0	0	0				
	Public Online	1,639	1,822	833	244	332	106	34	282	1,608	2,227	262	21	131	85	0	21	84	9,731					
	Eyede Call Centre	13	5	4	5	1	1	0	1	10	10	0	0	3	0	0	0	2	55					
	<b>Total</b>	<b>4119</b>	<b>5029</b>	<b>1335</b>	<b>825</b>	<b>546</b>	<b>231</b>	<b>53</b>	<b>524</b>	<b>2543</b>	<b>4001</b>	<b>692</b>	<b>52</b>	<b>220</b>	<b>185</b>	<b>0</b>	<b>39</b>	<b>191</b>	<b>20,585</b>	<b>14,485</b>		<b>\$1,637,477</b>		
2018-2019	Agency Online	2,505	3,569	362	675	216	69	29	206	809	1,246	418	21	76	66	0	20	49	10,336					
	Retail Book	0	0	0	0	0	0	0	0	0	0	0	0	0	0	0	0	0	0	0				
	Public Online	1,457	1,743	650	225	335	170	42	260	1,622	1,744	323	35	155	58	0	18	57	8,894					
	Eyede Call Centre	3	11	4	10	2	0	1	1	2	2	2	0	0	0	0	0	0	0	38				
	<b>Total</b>	<b>3965</b>	<b>5323</b>	<b>1016</b>	<b>910</b>	<b>553</b>	<b>239</b>	<b>72</b>	<b>467</b>	<b>2433</b>	<b>2992</b>	<b>743</b>	<b>56</b>	<b>231</b>	<b>124</b>	<b>0</b>	<b>38</b>	<b>106</b>	<b>19,268</b>	<b>14,137</b>	<b>-2.4%</b>	<b>\$1,634,922</b>	<b>-\$2,555</b>	
Southland	Agency Online	1,850	2,221	141	412	176	58	18	172	510	731	430	13	52	36	0	7	38	6,865					
	Retail Book	0	0	0	0	0	0	0	0	0	0	0	0	0	0	0	0	0	0	0				
	Public Online	596	643	1,001	62	61	28	11	123	538	768	127	20	65	11	0	8	3	4,065					
	Eyede Call Centre	3	2	12	2	1	0	0	2	10	1	1	0	0	0	0	0	0	0	34				
	<b>Total</b>	<b>2449</b>	<b>2866</b>	<b>1154</b>	<b>476</b>	<b>238</b>	<b>86</b>	<b>29</b>	<b>297</b>	<b>1058</b>	<b>1500</b>	<b>558</b>	<b>33</b>	<b>117</b>	<b>47</b>	<b>0</b>	<b>15</b>	<b>41</b>	<b>10,964</b>	<b>8,541</b>		<b>\$965,464</b>		
2018-2019	Agency Online	1,715	2,186	116	448	143	17	12	114	317	466	445	13	46	23	0	3	21	6,085					
	Retail Book	0	0	0	0	0	0	0	0	0	0	0	0	0	0	0	0	0	0	0				
	Public Online	485	625	953	59	88	39	6	130	511	571	118	16	72	12	0	8	3	3,696					
	Eyede Call Centre	0	5	9	0	0	1	0	1	0	1	2	0	0	0	0	0	0	0	19				
	<b>Total</b>	<b>2200</b>	<b>2816</b>	<b>1078</b>	<b>507</b>	<b>231</b>	<b>57</b>	<b>18</b>	<b>245</b>	<b>828</b>	<b>1038</b>	<b>565</b>	<b>29</b>	<b>118</b>	<b>35</b>	<b>0</b>	<b>11</b>	<b>24</b>	<b>9,800</b>	<b>7,949</b>	<b>-6.9%</b>	<b>\$919,332</b>	<b>-\$46,133</b>	
TOTAL	Direct	7,372	9,492	4,405	1,285	1,774	851	166	1,838	8,725	6,019	1,400	135	858	145	-	85	112	44,662	30,105		\$3,403,174		
	Retail	-	-	-	-	-	-	-	-	-	-	-	-	-	-	-	-	-	0	0		\$0		
	AOL	11,517	15,859	2,597	3,041	2,864	929	208	2,030	6,387	5,357	2,473	114	794	240	-	86	196	54,692	42,270		\$4,778,353		
	<b>Total</b>	<b>18,889</b>	<b>25,351</b>	<b>7,002</b>	<b>4,326</b>	<b>4,638</b>	<b>1,780</b>	<b>374</b>	<b>3,868</b>	<b>15,112</b>	<b>11,376</b>	<b>3,873</b>	<b>249</b>	<b>1,652</b>	<b>385</b>	<b>-</b>	<b>171</b>	<b>308</b>	<b>99,354</b>	<b>72,375</b>		<b>\$8,181,527</b>		
	2018-2019	Direct	6,378	8,925	4,001	1,288	1,824	898	191	1,747	8,377	5,074	1,550	110	894	125	-	72	82	41,536	27,662		\$3,199,187	
Retail	-	-	-	-	-	-	-	-	-	-	-	-	-	-	-	-	-	0	0		\$0			
AOL	11,171	16,218	1,981	3,424	2,778	461	187	1,519	5,090	3,972	2,409	103	714	164	-	73	124	50,388	40,835		\$4,722,643			
<b>Total</b>	<b>17,549</b>	<b>25,143</b>	<b>5,982</b>	<b>4,712</b>	<b>4,602</b>	<b>1,359</b>	<b>378</b>	<b>3,266</b>	<b>13,467</b>	<b>9,046</b>	<b>3,959</b>	<												

Taranaki Fish & Game Council  
Budget and Project Progress Report to 30 May 2020

OUTPUT	Budget external costs	YTD external costs (30/05/2020)	Comments on significant variations	Budget Hours	YTD hours
Population Monitoring	10,300	1,126	Will be underspent by approx. 7k due to no mallard flights	470	333.25
Harvest Assessment	3,200			50	24.25
Hatchery	8,000	8,433		85	21.75
Liberations	15,800	17,171	All fish bought for the year, unbudgeted increase in Patea release cost recovered	110	100.25
Season Regulations				30	58.75
Gamebird Dispersal	1,800	1,409		120	109
RMA				500	246.75
Habitat Management & Enhancement	9,000	1,207	Likely to be underspent	400	91.5
Hunting & Habitat Scheme (ex reserve)	20,000	14,416	Income from H&H reserve will match expenditure		
Hunter / Angler Access	1,250	1,389		100	59
Satisfaction Survey				10	11
Magazine / Newsletter / Ezine	8,000	2,672	Hunting newsletter costs to come but significantly reduced on budget	140	65.75
Other Publications	750			30	10
Clubs	300	300		10	2.5
Statutory Liaison				30	9
Iwi Liaison		20		40	52.75
General Advocacy		26		250	117.75
Hunting & Angling Promotions	3,000	3,066		100	149
Ranger Management	1,000	1,323		112	40.5
Compliance	1,000			170	134
Licencing & Commission	9,647	4073		80	18
Council Meetings & Administration	10,500	6,312	Will be under budget due to March online meeting	280	189.75
Management, Strategic & Policy				40	32.25
Business Planning				40	72.25
OSH & Other Reporting	6,200	320	Audit cost incurred at year end	55	26.75
National Liaison	100	44		160	122
<b>Total Expenditure</b>	<b>109,847</b>	<b>63,307</b>		<b>3,412</b>	<b>2097.75</b>

Project Income	Budget Income	YTD Income
Harvest Assessment – Summer Season	500	478
Liberations	12,000	13,956
Gamebird Dispersal	500	760
Hunting & Habitat Scheme (ex reserve)	20,000	11,286 (balances expenditure)
Compliance		
<b>Total Income</b>	<b>33,000</b>	<b>29,610</b>
<b>Net Expenditure</b>	<b>76,847</b>	<b>33,697</b>

Overheads	Budget	YTD
1910 Salaries & Management Contract	247,291	165,020 Contract expenditure reduced 7k
1920 Staff Expenses	1,950	
1940 Office Premises	35,319	25,742
1950 Office Equipment	2,000	478
1960 Communications / Consumables	8,900	5,914
1970 General	2,560	2,390
1980 General Equipment	1,000	-
1990 Vehicles	16,200	13,588
<b>Total Overheads</b>	<b>315,220</b>	<b>213,133</b>

Other Income & Expenses	Budget	YTD
Interest	11,227	5,293
Wellington Fish & Game Admin	7,000	4,484
Donations & Other Income		150
<b>Total Other Income &amp; Expenses</b>	<b>18,227</b>	<b>9,927</b>

Nett Project, Overhead and Other Expenditure/Income	Budget	YTD
	373,840	236,903 (63%)



**MOVEMENTS IN RESERVES**

<b>From</b>	<b>To</b>	<b>Reason</b>	<b>Amount</b>
Non-Resident levy reserve	Orautaha Riparian Project (MRP)	Fish & Game Contribution	5,000
Hunting & Habitat Scheme	Takahuri Trust	Grant	4,767
Hunting & Habitat Scheme	Annandale Farming Ltd	Grant	6,519
Hunting & Habitat Scheme	Favier Trust	Grant	2,087
Hunting & Habitat Scheme	Howatson Trust Partnership	Grant	1,043

**SPECIES MANAGEMENT**

2019/2020 Annual Plan – Planned Result	Progress to date
<p>1. Obtain and report baseline information for the Retaruke and Stony Rivers to identify threats to and opportunities for the maintenance and enhancement of these fisheries.</p>	<p><i>A report on the Timaru Stream trout fishery prepared for Council’s 12 October 2019 meeting. The TRC, NPDC, Heritage NZ &amp; a landowner were contacted during October 2019 regarding a proposal to remove a disused concrete weir from Timaru Stream. The landowner provided approval for weir removal on 18/03/2020.</i></p> <p><i>A visual assessment of the Stony River was carried out on 16/10/2019 which confirmed that the river is currently running clear and has a moderate invertebrate fauna. Began work on collating baseline information for the Stony River. Liaised with landowners and TRC regarding “flood control” works in the Stony River upstream of the SH45 Bridge in early May 2020.</i></p>
<p>2. Monitor and report information on the status of the region’s trout fisheries sufficient to measure overall angler success (through a diary scheme), set effective regulations and inform management directions.</p>	<p><i>Retaruke survey planned but flooding prevented survey in December</i></p> <p><i>A 2018/19 Fish Monitoring Report was prepared for Council’s 12 October 2019 meeting.</i></p>
<p>3. Implement an effective duck banding programme in the Whanganui area as the first step to obtain an estimate of the population size and level of hunting harvest which will guide future monitoring requirements and regulation setting.</p>	<p><i>Three sites identified and fed, with banding occurring on 04/02/2020. Banding data filed with banding office using new template</i></p>
<p>4. Complete Waimarino banding report to include implications and recommendations for future monitoring and regulation setting.</p>	<p><i>Final report included in February 2020 Council agenda</i></p>
<p>5. Monitor and report information on the status of the region’s mallard and grey duck, paradise shelduck, shoveler, swan and pukeko populations sufficient to assess harvest, identify and manage any population impacts, set effective regulations and inform management directions.</p>	<p><i>The final report on the results of the August 2019 National Shoveler Survey was received on 02/10/2019. Trend counts for paradise shelduck &amp; black swan were carried out in January 2020. Mallard &amp; pukeko monitoring scheduled for early April 2020 was cancelled owing to the covid-19 lockdown.</i></p>
<p>6. Recommend effective regulations that are timely, easily understood and which maximise licence holder opportunity while ensuring resource sustainability and public support.</p>	<p><i>2020 Game gazette recommendations approved by Council at December 2019 meeting and passed to National Office. Gazette Notice and Regulation booklet reviewed.</i></p> <p><i>Amended season start and length recommendations approved by Council at</i></p>

<p>7. Support practical and effective predator control opportunities that assist game bird populations.</p> <p>8. Implement an effective trout stocking programme which concentrates on creating and maintaining valued lake fisheries as reflected by angler diary results.</p> <p>9. Implement hatchery review decision such that the operation of the Hawera hatchery is effective, cost efficient and sustainable to meet the identified stocking objectives.</p>	<p><i>April extraordinary meeting and passed to National Council</i></p> <p><i>Angling Gazette recommendations prepared for June council meeting.</i></p> <p><i>Sports fishing licence exemption issued to IRG&amp;FC for Lake Rotomanu Kids Fishing event and also to Spotswood College (2) for fishing at Lakes Ratapiko &amp; Rotomanu (29.11.2019).</i></p> <p><i>Permit issued for C&amp;R fishing competition for the Manganuioteao river.</i></p> <p><i>Hawera hatchery rainbow trout were released into Lake Mangamahoe (102) and Lake Rotomanu (98) on 04/09/2019; into Lake Namunamu (250) on 23/09/2019 and into Lakes Mangamahoe (50), Rotomanu (40) &amp; Ratapiko (50) on 30/10/2019. Hawera hatchery rainbows were also released into the Stony River (100) on 05/12/2019, the Patea River at Stratford (300) on 13.12.2019 and the Stony River (100) on 16.01.2020. Two-year-old rainbows from the Eastern Region were released into Lakes Rotomanu (250) &amp; Opunake (250) on 18/10/2019. Yearling brown trout (1,000) and rainbow trout (500) from the Eastern Region were released into the lower Patea River on 23/10/2019 on behalf of Trustpower Ltd. A 2018/19 Hatchery &amp; Trout Liberation Report was prepared for Council's 12 October 2019 meeting. A 2020 trout release schedule was prepared for Council's 28 March 2020 meeting. Well-grown Hawera hatchery rainbows (199) were released into the lower Patea River on 24 &amp; 25 March 2020. An angler reported recapturing two of them on 17 May 2020.</i></p> <p><i>Trout feed (620kg) was sourced from Biomar (Tasmania). Fish from the 2018 year-class were sorted for size on 30/09/2019 at which time the count was 842 fish. A draft TRC Tawhiti Catchment 2018/19 consent compliance monitoring report was reviewed (14/10/2019). The hatchery "demonstrated an overall high level of environmental performance". A further 300kg of trout feed was received from Biomar in April 2020. Poison was sourced for the hatchery rat bait stations. Willow removal from Tawhiti Stream upstream from the hatchery in March 2020</i></p>
---	--

<p>10. Maintain a skilled honorary ranger team of at least 12 rangers consistent with requirements and objectives of the Compliance Policy and Strategy.</p>	<p>was done well and didn't adversely affect water quality. Only those hatchery volunteers that are under 70 years old operated the hatchery during lockdown.</p> <p>A CERT Situational Safety and Tactical Communications Training 1-day refresher was held on 14/09/2019, attended by 7 Rangers &amp; 2 staff. There was ongoing liaison with Rangers during the covid-19 lockdown.</p>
<p>11. Undertake safe and effective compliance coverage across the Taranaki Region, including at least 100 licence checks of anglers and also of hunters.</p>	<p>Organised ranging was carried out on opening day, the first weekend of the 2019/20 fish season, Labour Weekend and the Xmas break. Compliance report for 2018/19 season presented to Council October meeting. An illegal cull of moulting paradise shelduck was discovered on 20/01/2020 and is being followed up. Ranging was carried out on the first weekend of the 2020 special paradise season. Contacted Police re assistance with 2020 Opening Weekend ranging however this was later cancelled due to covid-19 response requirements. As part of this honorary rangers were stood down over Alert Levels 2 to 4. Staff ranged on 2 May 2020 to monitor whether hunters were complying with the delay to the game season and again on opening day (23<sup>rd</sup> May).</p>
<p>12. Process detected offences in a fair and timely way consistent with national prosecution guidelines.</p>	<p>A licence holder found spin fishing at Lake Mangamahoe on 26/09/2019 was issued with a formal warning.</p>
<p>13. Manage problem aggregations of gamebirds through implementation of a special Paradise Shelduck season in Area C and proactively responding to and assisting landholders.</p>	<p>As at 30<sup>th</sup> May 2020, 49 permits to disturb gamebirds have been issued. 17 permits (11 urban &amp; 6 rural) to trap &amp; transfer or control pukeko, 29 permits to disturb paradise shelduck (2 including swan &amp; 7 including mallard duck), 2 permits to disturb mallards and 1 permit issued to disturb paradise shelduck in area B for the summer season. Gamebird hunter access to eight farm properties was facilitated for the 2020 special paradise hunting season. A report on the 2020 special season was prepared for Council's 13<sup>th</sup> June 2020 meeting.</p>

**HABITAT PROTECTION & MANAGEMENT**

<p>1. Provide valued advice and support to licence holders, landowners and the wider community regarding the importance of and how to protect and enhance habitat and</p>	<p>Liaised with Cam Speedy over providing comment on national predator control training programme and provided letter of</p>
---	--

also undertake predator control to benefit both fish and game and wider indigenous biodiversity resources.

2. Promote, encourage and support landowners to create, enhance and protect wetlands by providing sound technical advice and assistance to make successful applications to the GBHT and Hunting & Habitat Funds.

3. Canvass hunter interest in participating in a predator control programme for Nukumaru wildlife area, and if sufficient interest implement and co-ordinate a volunteer programme to manage common predators across the reserve.

4. Proactively take opportunities to make effective representation in statutory and other community processes to best achieve sports fish and game bird habitat protection and enhancement.

*support. Worked with Horizons over repairs to Makotuku fish pass. Attended a meeting with stakeholders to discuss removal of a weir on Timaru Stream (16/12/2019). Issued permit to consultants to authorise fish salvage from ponds within the Waverley Wind Farm and Mangaotuku Stream (BTW) and to authorise fish monitoring associated with the renewal of consents for Trustpower's Mangorei & Motukawa hydro schemes (Ryder Environmental, 21/02/2020). Provided advice to recently developed wetland re fencing, planting and fish passage. Advised landowner about fish passage at driveway culvert on Waikaikai Stream.*

*Inspected Raetihi Hydro dam which was dewatered for maintenance of power station and penstocks.*

*Staff acted as referees for 6 applications to the 2019 GBHT funding round. Five were successful, being allocated grants totalling \$17,500. A further \$16,362 was allocated to these projects from the H&H fund at Council's 12 October 2019 meeting. Made site visits and signed off 2 completed wetlands from 2018 applications and 2 from the 2019 applications. A replacement encumbrance for the Jimmy Stewart Wetland was organised.*

*Council's request to be heard was withdrawn in relation to the following limited notified resource consent applications:*

- NPDC Mangatete Stream (Kaihihi catchment) Okato water supply (15/10/2019). A financial contribution of \$20,000 over 2 years to fund environmental enhancement projects such as the reinstatement of fish passage was agreed;*
- KiwiRail for consents for rail-bridge bed control weirs on the Manganui River & Waipuku Stream 15/04/2020). Full-width rock ramp fish passes will be constructed.*

*Approvals for consents to be processed as non-notified were given to:*

- *Horizon Trust Mgt. Ltd. for a change to conditions to allow aggregate washing in a quarry adjacent to the Waingongoro River (10/09/2019);*
- *Fonterra Ltd. for a change to conditions to delay fitting fish screens to the Tawhiti Stream water intake (03/10/2019);*
- *Te Korowai o Ngaruahine Trust to partially demolish the Kaupokonui Glenn Road weir (12/02/2020);*
- *N&D King to take water from Mangaoraka Stream for pastoral irrigation (6/04/2020). A 7-day MALF cut-off of 272 l/s was agreed.*

*A meeting was attended (06/11/2019) to discuss progress with Stratford District Council's limited notified application to discharge treated effluent from the town's wastewater system to the Patea River. A response to a draft TRC Officer's Report was provided on 19/12/2019. Following further discussions and amendments to conditions, F&G withdrew its request to be heard on 18/02/2020. There was liaison with TRC staff regarding the consent monitoring programme (03/03/2020).*

*A draft TRC Officer's report on a Limited-notified application by KiwiRail Ltd. to use an existing weir in the Manganui River and to install a fish pass structure was reviewed and comments made (05/02/2020).*

*A submission was made (12/04/2020) to 8 consent applications by Opunake Power Limited for the scheme on the Waiaua River & Opunake Lake.*

*Pre-application discussions were held with:*

- *N&D King (Karl Browne GeoSearch) regarding re-consenting of a pastoral irrigation take from Mangaoraka Stream (14/11/2019);*
- *NPDC regarding water consents coming up for renewal in the next two years (14/11/2019). A meeting was attended on 13/02/2020 and comments made on applications to renew consents for NPDC weirs in Mangorei and Waiongana Streams (24/02/2020). NPDC provided*

*final copies of the applications on 12/03/2020;*

- *Fonterra Ltd. regarding an application to cease taking water from Tawhiti Stream (except in emergencies) and take all water from its downstream intake in the Tangahoe River (17/02/2020);*
- *STDC (Renaissance Consulting) regarding an application to re-consent their water take from Kapuni Stream. Comments on a draft application were provided on 20/02/2020. The application was limited-notified to Fish & Game on 20/05/2020.*
- *SDC (Steve Bowden) regarding replacement of a Monmouth Road Aarmco culvert on a tributary of Kahouri Stream (18/05/2020).*

*Council received notification (05/09/2019) that NZTA had completed retro-fitting fish passage ramps and baffles to its SH3 motorway culvert on Te Henui Stream. The culvert is being consented and a site visit was made on 13/05/2020. Comments about the inadequacy of the fish passage ramps were provided to Opus/WSP on 15/05/2020.*

*A submission to the Proposed NP District EPlan was lodged on 19/11/2019. An RMLA information meeting on the EPlan was attended (31/10/2019).*

*NPDC consent applications for the Te Ara A Ruhihiweratini "Kaitake Trail", which involves crossings of 24 tributaries of the Oakura river were reviewed (06/03/2020), but no submission made.*

*Trustpower's Patea hydro 2018/19 Trap & transfer and Downstream Ecology reports were reviewed and comments made (03/10/2019). A Patea stakeholders' meeting was attended on 12/12/2019.*

*Fish & Game comments on Trustpower's Mangorei & Motukawa power schemes were provided to Trustpower on 20/05/2020., prior to re-consenting in 2021.*

*Comments on a fish monitoring report for the NZTA Otakeho Stream SH45 culvert were provided to Opus/WSP on 13/03/2020.*

<p>5. Engage proactively and collaboratively with iwi / community groups to identify and protect / enhance shared resource values including taking an active and constructive role in Te Kōpuka nā Te awa Tupua, Whangaehu Freshwater Improvement Fund and contributing to water related matters through the Taranaki Maunga Settlement process.</p> <p>6. Provide technical and administrative support and assistance to joint Manganuioteao River Riparian Project to protect water quality in this catchment and the many values it supports.</p> <p>7. Engage in and actively advocate for provisions which protect and / or enhance sports fish &amp; game bird habitat in the Taranaki Freshwater Plan Review process.</p>	<p><i>The Government's Action for Healthy Waterways consultation meeting in New Plymouth was attended (09/09/2019). Made submission on these freshwater reforms on behalf of Council.</i></p> <p><i>Provided submission on Biodiversity Strategy in support of N.C submission</i></p> <p><i>A report of dead cattle adjacent to a stream was followed up with TRC. The landowner was required to relocate an offal pit that was too close to the stream.</i></p> <p><i>There was liaison with the TRC Rivers Engineer regarding rock protection work along the true left bank of the Waiaua River upstream of SH45 (05/02/2020) and flood protection works in the Stony River (May 2020).</i></p> <p><i>There was liaison with the TRC (25/02/2020) regarding a fish kill in Tawhiti Stream downstream of the Silver Fern Farms abattoir.</i></p> <p><i>Provided comment to Winstone Pulp re use of fords in Karioi Forest over winter</i></p> <p><i>Attended two Whangaehu FF Governance meetings and also a zoom meeting. Attended overnight wananga for Te Kōpuka nā Te awa Tupua at Raetihi marae, as well as a hui at Papakai marae and a zoom meeting A Taranaki Maunga update was received from Katherine Gordon (Treaty Settlements) on 06/04/2020.</i></p> <p><i>Discussed proposed works with landowner and co-ordinated with Horizons RC.</i></p> <p><i>A TRC update on the review of the regional freshwater, land and air quality plans for Taranaki was received on 23/12/2019.</i></p>
--	---

**PARTICIPATION**

<p>1. Maintain and improve the Taranaki pages on the Fish &amp; Game website so how to and where to go information is readily available, easily understood and up to date.</p>	<p><i>Corrected spelling of Whanganui on numerous pages within the website. Updated access details for a property on the Orautoha Stream</i></p>
--	--



<p>2. Produce and distribute cardboard brochure advertising the information on the website and how to access this.</p> <p>3. Prepare new website information for fishing the Whanganui River. Introduction to duck hunting in the Taranaki Region (year 1 of 2) and review angling information for Taranaki Ringplain.</p> <p>4. Develop and refine facebook and Instagram pages to regularly inform licence holders using these forums.</p> <p>5. Complete 6 Reel Life and 2 Both Barrels supplements consistent with national R3 recommendations.</p> <p>6. Provide a quality 2-page regional supplement in each edition of Fish &amp; Game Magazine.</p> <p>7. Publication of valued Hunting and Fishing Newsletters sent to regional licence holders and hunting landowners. Hunting newsletter also distributed to all rural box holders in the region.</p> <p>8. Proactively provide timely and useful information to licence holders when requested.</p> <p>9. Replace / erect 2-3 new signs which provide anglers with helpful on-site information re access and regulations consistent with identified priorities.</p> <p>10. Complete installation of angling platform on Lake Mangamahoe.</p>	<p><i>Information cards directing clients to up-to-date fishing information on Taranaki pages of F&amp;G web site have been sent to all licence agents and information centre's and included on the Ruatiti information sign. additional cards provided to Taranaki H&amp;F on 20/02/2020.</i></p> <p><i>Provided website guide re how to hunt pheasants in the Taranaki region</i></p> <p><i>Articles for Reel Life were submitted on 18/09/2019, 21/10/2019, 19/11/2019, 19/01/2019, 20/02/2020 &amp; 17/03/2020, along with a press release and Fishing Bulletin (26/04/2020). An article for Both Barrels was provided on 13/05/2020.</i></p> <p><i>Prepared and reviewed supplement for Gamebird hunting issue</i></p> <p><i>2019/20 regional angling newsletter and abridged 2020 hunting newsletter prepared and printed.</i></p> <p><i>Information provided to licence holders on fishing opportunities in the region as requested. Provided advice to landowner on raising and rearing pheasants. Information provided to gamebird hunters on the 2020 special season for paradise shelduck and the delayed 2020 game season.</i></p> <p><i>Two angler information signs prepared for Lake Mangamahoe – one erected at the southern carpark on 11/12/2019. Erected two new gamebird hunting warning signs at Lake Wiritoa</i></p> <p><i>Piles driven successfully on 28/11/2019. Lake level lowered 500mm for further work on 15/03/2020. Deck completed 30/05/2020. Reviewed and signed Trustpower's 'licence to occupy' in respect of the Lake Mangamahoe casting platforms (15/05/2020).</i></p>
--	--

<p>11. Provide organised fishing opportunities in association with volunteer groups for kids and families based on trout releases into local waters including at Stratford and New Plymouth.</p> <p>12. Negotiate, publicise and issue access permits to publicly available hunting areas and actively seek and develop new opportunities.</p> <p>13. Proactively take opportunities to make effective representation in statutory and other community processes to maintain or enhance hunting or angling access and opportunity.</p> <p>14. Complete survey of the satisfaction and aspirations of Taranaki waterfowl hunters and include recommendations which inform future management directions and regulation setting.</p> <p>15. Assess satisfaction and success of anglers using catch rates from a voluntary diary scheme and online satisfaction survey.</p> <p>16. Implement initial actions to influence hunter behaviour as identified in hunter behaviour strategy to maximise enjoyment and participation and also public support for gamebird hunting.</p> <p>17. Locate and publicise quality gamebird recipes especially for pukeko and paradise shelduck that enable hunters to make good use of these species (year 1 of 2).</p> <p>18. Fishing and hunting licences are readily available and easily purchased within the region.</p>	<p><i>A kids' trout fishing event attended by 67 children was held at Lake Rotomanu on 19/10/2019 in conjunction with the Inglewood Rod, Gun &amp; Recreation Club. Trout were also released into Lake Opunake and the release publicised. A kids' trout fishing event attended by 102 children was held in the upper Patea River at Stratford on 14/12/2019 in conjunction with the Stratford Fishing Club. Paper prepared for June council meeting re optimising opportunities around New Plymouth</i></p> <p><i>Liaised with Ernslaw One over access to Harakeke Forest and worked with them to implement new permit system. Met with Summit Forests re access to local Whanganui forests and MOU received. Liaised with Inglewood, Rod, Gun &amp; Recreation Club regarding hunting at the Jimmy Stewart Wetland 08/05/2020).</i></p> <p><i>Completed in August 2019.</i></p> <p><i>Angler diaries were distributed to 38 anglers for the start of the 2019/20 angling season. Results for the 2018/19 season were included in the 2018/19 fish monitoring report. Results tabulated for 2019/20 returns to date. Satisfaction survey emailed to licence holders in April 2020 and report prepared for June Council meeting.</i></p> <p><i>Resolved maimai dispute on Lake Wiritoa. Worked with local residents re concerns over hunting and including erecting new signs</i></p> <p><i>Discussed need for a collection of quality recipes with National Office</i></p>
---	---

<p>19. Provision of ready and valued support and assistance to licence agents such that they are kept up to date, resourced and operate as effective agents.</p>	<p><i>Provided permits and support to local agents re Paradise Special Season. Sent 2 emails to local agents re progress with amended game season</i></p>
--	---

**PUBLIC INTERFACE**

<p>1. Maintain a positive and constructive profile in the media which encourages prospective participants and fosters support and understanding among the general public.</p>	<p><i>Promotional articles were provided to 5 newspapers for the opening of the 2019/20 trout season. Adverts were placed in the North Taranaki Midweek &amp; Opunake &amp; Coastal News to publicise kids fishing releases and information sent to the Midweek, South Taranaki Star, O&amp;C News, Neighbourly &amp; 2 radio Stations (MediaWorks &amp; NZME). A radio interview with More FM was done to publicise the Lake Rotomanu event. Publicity for the Stratford kids' trout fishing event was posted to the F&amp;G website (19/11/2019), 3 articles and an advert were provided to the Stratford Press, SDC provided publicity on their digital signs including at the northern entrance to Stratford. Publicity for the event was also provided to 2 radio stations (06/12/2019). An advert for the 2020 Special Paradise Season was placed in the Taranaki Daily News on 08/02/2020 and information posted on the F&amp;G website and provided as a media press release (17/02/2020) resulted in at least 6 print and on-line articles and a Newstalk ZB radio interview (28/02/2020). Provided information for national media game season releases and did a Newstalk ZB radio interview on 23/05/2020. Articles placed in Whanganui Chronicle and Ruapehu Bulletin as well as through a national press release to highlight amended game season conditions and opportunities</i></p>
<p>2. Liaise with Department of Conservation and Conservation Boards and proactively engage and work with Regional councils and community groups.</p>	<p><i>A meeting was attended to provide feedback on the NZ Biodiversity Strategy (12.09.2019). The TRC's 2019 Environmental Awards presentation evening was attended (10/10/2019). Liaised with DOC (Kate McArthur Catalyst Gp.) regarding gambusia eradication (28/01/2020). Liaised with DOC regarding the issue of gamebird hunting permits for Te Morere Reserve, Looney's Lake (28/02/2020), Lake Ngangana &amp; Umutekai. There was DOC liaison regarding consents for the Opunake hydro scheme (22/04/2020).</i></p>

3. Proactively engage and work with iwi within the region on matters of mutual interest, concern and benefit.

*Notified DOC of the presence of a significant population of rudd in Lake Ngangana (13/03/2020).*

*DOC notified Fish & Game of an August 2020 1080 drop in the Parininihi/Whitecliffs, Pouiatoa, Taramoukou and Waitaanga Conservation areas (16/04/2020).*

*Liased with Horizons RC over Raetihi Hydro Dam and also potential habitat improvement opportunities for Lake Kaitoke*

*SFO gave presentation at a Ngaruahine Curious Minds event with yr6-8 pupils of Manaia & Auroa schools looking at water quality in the Kaupokonui Stream catchment and its suitability for whio (12/11/2019).*

*Liased with Ngaati Ruanui (Graham Young) re: SDC oxy pond discharge) 06/11/2019.*

*A draft resource consent application by Te Korowai o Ngaruahine Trust (TKONT) to remove the Kaupokonui Glenn Road weir was reviewed and an indication of support provided (14/01/2020). The consent was granted on 25/03/2020, but removal has been delayed until after 1/11/2020.*

*A farewell for TKONT Policy Manager, Louise Tester, was attended (03/02/2020).*

*Liased with TKONT regarding the Tawhiti Stream fish kill, the STDC Kapuni water take and Otakeho SH45 culvert fish passage.*

*Liased with Te Kāhui o Taranaki Iwi regarding applications to re-consent the Opunake hydro scheme and attended a zoom meeting with Iwi & TRC on 09/04/2020 and with Opunake Power & Iwi on 20/04/2020.*

*Liased with Te Kotahitanga o Te Atiawa Trust regarding fish passage issues at the SH3 motorway culvert over Te Henui Stream (13/05/2020).*

4. Take opportunities to promote the protection of freshwater, wetland and upland game habitats and the wider benefit from this.

*World Wetlands Day event was being organised at Lake Mangamahoe for Sunday 2<sup>nd</sup> February 2020, but was postponed until February 2021.*

*Provided freshwater fish information for two community groups producing signs along the Makotuku and Mangawhero walkways.*

<p>5. Represent the interests of hunters and anglers and promote the validity of fishing and gamebird hunting including as a means of collecting natural organic foods and engaging in a physical healthy lifestyle.</p>	<p><i>Attended a welcome event for the new WfT CEO, Andy Cronin (13/02/2020). Gave 4 group presentations at a St. Josephs Waitara Enviroschool wetland day (19/03/2020). Liaised with Oakura Green School regarding a wetland project (04/03/2020).</i></p> <p><i>Provided advice re request to rear trout for personal consumption and regarding the release of perch into a Ngaere pond.</i></p>
--	--

### COUNCIL ADMINISTRATION

<p>1. Not less than six meetings of Council are held and meetings are conducted consistent with provisions of the Standing Orders.</p>	<p><i>Council meetings were held in Stratford on 12/10/2019; Ohakune on 07/12/2019 &amp; Raetihi on 22/02/2020. An on-line Council meeting was held on 28/03/2020 and an Extraordinary meeting on 14/04/20, with further online "catchup" meetings on 21/04/2020 and 12/05/2020. Organised Zoom to facilitate these online catch-ups.</i></p>
<p>2. The 5-Year Strategy Plan is reviewed and agreed by Council by March 2020.</p>	<p><i>Reviewed progress and expanded draft plan for Council deliberation at February 2020 meeting</i></p>
<p>3. Formulation and adoption of an Annual Operational Plan and Budget for 2020/21 consistent with the 5-Year Strategic Plan.</p>	<p><i>Draft presented to March council meeting and report on revised budget prepared for June council meeting</i></p>
<p>4. Presentation by Council of its audited annual report for 2018/2019 not later than 31 December 2019.</p>	<p><i>Council adopted annual report on 07/12/2019.</i></p>
<p>5. Effective regional policies are developed, adopted and reviewed as required and are consistent with any National Policy requirements.</p>	<p><i>Developed risk register to be a regular agenda item beginning June 2020</i></p>
<p>6. Progress reporting of licence sales, work progress and financial position is timely and accurate and supports sound financial and operations management and oversight.</p>	<p><i>Reviewed and provided explanations for year-end financial variance report</i></p>
<p>7. Effective administration such that the Council is within annual budget (<math>\pm</math> 5%), operates consistent with best practice and at least 90% of its annual plan is completed.</p>	<p><i>Took possession of new vehicle for NP Field Officer on 11/11/2019, F&amp;G logos on vehicle 22/11/2019 – sold old vehicle on Trademe &amp; dispatched 24/01/2020. Closely monitored budget vs expenditure and implemented no non-essential expenditure to year end in light of covid-19 implications</i></p>
<p>8. Effective staff management including performance reviews completed and new objectives agreed for staff, and</p>	

<p>regular staff meetings such that staff are aware of what is generally occurring and have ready opportunity for input into decisions and management direction.</p>	<p><i>Staff performance reviews completed in December 2019 and new objectives agreed for 19/20 year.</i></p>
<p>9. Implementation of process to comprehensively review the Taranaki Sports Fish and Gamebird Management Plan 2011. The review to include opportunity for submissions by anglers and hunters and also consultation with other parties, iwi and agencies to ensure the plan is comprehensive, appropriate and of value.</p>	
<p>10. Effective communication and liaison with NZ Fish and Game Council and other Fish and Game regions including valued input and comment on Fish and Game issues and attendance at Fish and Game Managers meetings.</p>	<p><i>Provided Council views on proposed firearms legislation changes to NC along with Council position on licence provider options. Commented on 3 legal fund applications and sent GBHT nomination on behalf of Council. Attended February Managers Meeting. Undertook weekly Team meetings with NC staff and regional managers. Took part in two meetings of the NC Standing Finance Committee as the Manager's representative.</i></p>
<p>11. Work with National Office by providing valued advice, assistance and feedback on national issues and processes as requested.</p>	<p><i>Commented on design of survey of licence holders, H&amp;S audit needs and environmental messaging. Contributed to national media material for amended game season</i></p>
<p>12. Refine financial administration, reporting and analysis working with New Zealand Fish and Game Finance.</p>	<p><i>Made submission to Finance Review Subcommittee. Worked on new audit reporting requirements for 20/21 Annual Plan</i></p>
<p>13. All processes and activities are undertaken consistent with Council Health &amp; Safety Policy and Manual.</p>	<p><i>See regular agenda item</i></p>
<p>14. Staff are actively involved in implementing HSAW policy and ensuring a safe work place, including by undertaking two monthly staff meetings where HSAW is a specific agenda item.</p>	<p><i>Hazard Control Plan developed for erection of Mangamahoe Fishing Platform. Covid-19 response measures identified, documented and implemented.</i></p>
<p>15. Compliance with HSAW requirements and policy including scheduled reviews and audits along with any issues identified or near misses routinely reported to each meeting of Council.</p>	

**Recommendation**

That the Budget and Project Progress Reports to 30 May 2020 be received.

**TARANAKI FISH AND GAME COUNCIL**

The Chairman  
Taranaki Fish and Game Council

**Financial Reports to 30<sup>th</sup> April 2020**

Please find attached the following reports;

1. Profit & Loss 1 September 2019 to 30 April 2020
2. Balance Sheet to 30 April 2020
3. BNZ Statement of Accounts 30<sup>th</sup> April 2020

**RECOMMENDATION**

That Profit & Loss and Balance Sheet to 30 April 2020, be received.

Jilli Steedman  
SECRETARY  
3 June 2020

# Profit and Loss

## Taranaki Fish and Game Council For the 8 months ended 30 April 2020

SEP 2019-APR 2020

### Trading Income

2019 Game Licence Sales Agent	218.27
2019 Game Licence Sales Internet	89.56
2020 Game Licence Sales POL	2,648.70
2020 Game Licence Sales AOL	2,959.13
Contracts	4,484.26
Fish Licence Sales 2019-2020 AOL	45,690.25
Fish Licence Sales 2019-2020 POL	40,354.71
Gas Gun Rental	680.00
General	100.00
Grants Received	168,194.06
Interest Income	5,292.44
Interest Income MRP	0.80
Kid's Fishing Days	1,755.65
Non-Resident Licence Revenue	2,957.64
Summer Season permit sales	478.25
<b>Total Trading Income</b>	<b>275,903.72</b>

**Gross Profit** 275,903.72

### Other Income

Donations	50.00
Government Grants	16,402.40
Liberations - Other	12,200.00
<b>Total Other Income</b>	<b>28,652.40</b>

### Operating Expenses

Advertisng	130.43
Advocacy	26.09
Angler Access	658.19
Angling promotions	119.04
Audit	5,720.00
Bank Charges	112.50
Cleaning Administration Building	880.00
Clubs	300.00
Commission on Sales	2,466.44
Council Catering	3,458.27
Council Meeting Expenses	82.12
Council Travel	2,701.39
Council Venue hire	70.00
Depreciation	379.47
Equipment Maintenance	477.51
Eyede Charges - Inc GST	116.50



Eyede Charges No GST	987.68
Fish Food Costs	4,655.01
Gamebird Dispersal	1,408.60
Gamebird Habitat Management & Enhancement	1,207.00
Gamebird Population Monitoring	1,125.76
Hatchery	2,596.54
Hatchery Insurance	668.06
Hatchery Power	439.43
Hunting & Angling Promotions	2,663.64
Insurance - General	1,484.33
Iwi Liaison	20.00
Kids Fishing Days	5,324.36
Licence Agents	502.44
Management Contract	64,796.69
Managers / National Office Liaison	44.17
Office General (was Petty cash)	170.89
Office Premises Rent	21,179.12
Other Liberations	11,847.05
Other Reporting / OSH	296.92
Photocopying	45.72
Polaris side x side	174.17
Postage	1,080.26
Power Administration Building	901.54
Public Awareness	283.00
Purchases (Under 2,000)	0.02
Ranger Catering & Travel	824.58
Ranger Training	498.53
Regional Newsletter	2,672.00
Salaries	92,391.71
Security	134.50
Signage	730.46
Stationery	807.93
Subscriptions	457.00
Taranaki Hunting & Habitat Project	14,416.10
Telephone/fax	3,979.76
Trailer - Hatchery	835.29
Trailer - Side X Side	175.81
Vehicle Fuel & RUC	5,382.84
Vehicle Insurance	3,384.50
Vehicle Maintenance	2,749.25
Vehicle Registration (1995)	86.70
<b>Total Operating Expenses</b>	<b>271,127.31</b>
<b>Net Profit</b>	<b>33,428.81</b>

# Balance Sheet

Taranaki Fish and Game Council

As at 30 April 2020

30 APR 2020

## Assets

### Bank

BNZ Current Account	25,791.09
BNZ Term 3031	391,290.29
MRP	6,608.96
<b>Total Bank</b>	<b>423,690.34</b>

### Current Assets

Accounts Receivable	72,984.31
<b>Total Current Assets</b>	<b>72,984.31</b>

### Fixed Assets

Accum Dep Vehicles	(42,654.22)
Accum Dep Buildings	(27,832.27)
Accum Dep Office Equipment	(18,860.81)
Accum Dep Plant & Equipment	(14,108.58)
Buildings	30,681.00
Office Equipment	24,675.83
Plant & Equipment	25,014.26
Vehicles	118,413.88
<b>Total Fixed Assets</b>	<b>95,329.09</b>

<b>Total Assets</b>	<b>592,003.74</b>
---------------------	-------------------

## Liabilities

### Current Liabilities

Accounts Payable	13,041.05
Accruals and Prepaid Licences	13,359.00
BNZ Credit Card - Glenn M	26.39
Duck Stamp Levy Clearing	312.18
Employee Entitlements	15,464.45
GST	5,593.67
<b>Total Current Liabilities</b>	<b>47,796.74</b>

<b>Total Liabilities</b>	<b>47,796.74</b>
--------------------------	------------------

<b>Net Assets</b>	<b>544,207.00</b>
-------------------	-------------------

## Equity

Accumulated Funds	110,059.19
Asset Replacement Funding	5,727.00
Back Country Fisheries Reserve	4,204.67
Current Year Earnings	33,428.81
Fisheries Project	16,236.30
Hunting & Habitat Scheme	368,167.74

Balance Sheet

30 APR 2020

Manganuioteao River Riparian Project

6,383.29

**Total Equity**

**544,207.00**

THE SECRETARY  
TARANAKI FISH & GAME COUNCIL  
PO BOX 4152  
WHANGANUI 4541

Bank of New Zealand  
Wanganui Store  
124 Victoria Avenue  
Wanganui  
Telephone 0800 800 468  
Facsimile 06 345 5439  
WWW [www.bnz.co.nz](http://www.bnz.co.nz)

## Statement of Accounts as at 30 April 2020

### Your Accounts at a Glance

Account	Account Number	Maturity Date	Balance
Non Profit Org A/C	02-0792-0332133-000		25,791.09
MRP	02-0792-0332133-001		6,608.96

### Your Other Accounts at a Glance

Account	Account Number	Maturity Date	Balance
Term Deposit	36332133-03031	27 Aug 2020	391,290.29

Our investment statements and current disclosure statement may be obtained free of charge from any Bank of New Zealand store, or viewed at [www.bnz.co.nz](http://www.bnz.co.nz).

## **TARANAKI FISH AND GAME COUNCIL**

The Chairman  
Taranaki Fish and Game Council

### **Correspondence Schedules**

Please find attached Inwards and Outwards correspondence schedules to 3<sup>rd</sup> June 2020.

### **RECOMMENDATION**

That Inwards and Outwards correspondence schedules to, 3 June 2020, be received.

Jilli Steedman  
SECRETARY  
3 June 2020

INWARDS CORRESPONDENCE

Corr No	Date	Meeting	From	File No	Staff Councillor	Subject
1	20.3.20	Jun-20	Chris Pyre TODD Generation	2.3.3	Allen	Update on the Junction Road Power Plant Project
2	1.4.20	Jun-20	Caryl Illiana Tearawhiti.govt.n	4.5.4	Glenn Paul	Taranaki Maunga negotiations
3	2.4.20	Jun-20	Bart Jansma Ngaruahine	2.3.5	Glenn Allen	Glenn Road Weir progress
4	7.4.20	Jun-20	Janette Harper TRC	2.3.5	Allen	Informing submitter STDC consent
5	7.4.20	Jun-20	Christine Bromell STDC	2.3.7	Allen	STDC Consent applications
6	7.4.20	Jun-20	Melanya King WSP	2.3.5	Allen	SH45 Otakeho Culvert - Fish survey report
7	8.4.20	Jun-20	Debbie Mair NZFGC	1.2.11	Glenn Allen	Permits to disturb or destroy gamebirds for crop protection purposes
8	8.4.20	Jun-20	Darlene Ladbrook TRC	2.3.5	Allen	Opunake Power Ltd resource consents
9	9.4.20	Jun-20	Anna Johnston TRC	2.3.5	Allen	Kiwirail DOR - withdraw right to be heard both reports
10	14.4.20	Jun-20	Janette Harper TRC	2.3.5	Allen	Submission acknowledgement receipt - Opunake Power Ltd
11	14.4.20	Jun-20	Mark Yungnickel WSP	1.1.4	Allen	Electric fishing - Otakeho Stream
12	16.4.20	Jun-20	Jaimie Aitchison DOC	2.3.8	Allen	Predator control in Nth Taranaki 2020
13	17.4.20	Jun-20	Bianca Dubber BioMar	1.1.7	Allen	Trout food price list
14	22.4.0	Jun-20	Shayne Harvey	2.3.6	Glenn	Kariol Forest
15	22.4.20	Jun-20	Janette Harper TRC	2.3.5	Allen	Consent Kiwirail
16	21.4.20	Jun-20	Carmel Veitch NZFGC	4.5.1	Jilli	N3 and OAG contracts
17	8.5.20	Jun-20	Robert Sowman	4.5.1	Glenn Allen	Habitat Trust Board Review of 2014 projects
18	15.5.20	Jun-20	Gottfried Kenda ErnsLawOne	3.4.1	Glenn	Harakeke Forest access
19	18.5.20	Jun-20	Sorrel Hoskin DOC	4.5.3	Allen	Duck shooting media release
20	19.5.20	Jun-20	Vikki Kuyi STDC	2.3.7	Allen	Patea Emergency Discharge Stakeholder Meeting proposal 2020-6
21	20.5.20	Jun-20	Darlene Ladbrook TRC	2.3.5	Allen	Consent application STDC Kapuni Stream
22	26.5.20	Jun-20	Ned & Janet Bates	1.1.3	Glenn	Grass perch query
23	1.6.20	Jun-20	Haidie Burchell-Burger TRC	2.3.5	Allen	Technical Reports

OUTWARDS CORRESPONDENCE

Corr No	Date	Meeting	To	File No	Staff Councillor	Subject
1	20.3.20	Jun-20	Jane & Richard Vanner	1.2.11	Allen	Authority to Disturb Gamebirds
2	20.3.20	Jun-20	Andrew Priest	1.2.11	Allen	Authority to Disturb Gamebirds
3	23.3.20	Jun-20	Steve Ferguson	1.2.11	Jilli	Authority to Disturb Gamebirds
4	25.3.20	Jun-20	Hatchery Volunteers	1.1.7	Glenn Allen	Hawera Hatchery operations
5	3.4.20	Jun-20	Jacob Stenner DOC	2.3.5	Allen	COVID19
6	12.4.20	Jun-20	Monty & Paula Good	1.2.11	Allen	Lake Opunake Resource Consent
7	12.4.20	Jun-20	Taranaki Regional Council	2.3.5	Allen	Authority to Disturb Gamebirds
8	14.4.20	Jun-20	Simon Harrison	1.2.11	Glenn	Opunake Power Ltd - F&G submission
9	15.4.20	Jun-20	Anna Johnston TRC	2.3.5	Allen	Authority to Disturb Gamebirds
10	16.4.20	Jun-20	Karl Browne Geosearch	2.3.5	Allen	Kiwirail DOR - withdraw right to be heard
11	17.4.20	Jun-20	Jeff Watson	1.2.11	Allen	King consent - non notified approval
12	21.4.20	Jun-20	Ben Hight	1.2.11	Allen	Authority to Disturb Gamebirds
13	23.4.20	Jun-20	Shayne Harvey Ernslaw One Ltd	2.3.6	Glenn	Authority to Disturb Gamebirds
14	29.4.20	Jun-20	Bart Jansma Ngaruahine	2.3.5	Allen	Karioi Forest
						Glenn Road Weir - timing of works

10

