



PERFORMANCE REPORT OF THE

**Nelson-Marlborough
Fish and Game Council**

FOR THE YEAR ENDED
AUGUST 31, 2021

Presented to the House of Representatives pursuant to Section 26 X of the Conservation Act 1987.

Hon Kiri Allan
Minister of Conservation
Parliament Buildings
WELLINGTON

Dear Minister

I have the honour to submit, pursuant to Section 26 X of the Conservation Act 1987 and Section 44A of the Public Finance Act 1989, the Performance Report and Financial Statements of the Nelson-Marlborough Fish and Game Council for the year ended 31st August 2021.

Yours faithfully

A handwritten signature in black ink, appearing to read "Owen Baigent". The signature is written in a cursive style with a prominent initial "O".

Owen Baigent
Chair
Nelson-Marlborough Fish and Game Council

PERFORMANCE REPORT

1 September 2020 - 31 August 2021

Mission Statement

To manage, maintain and enhance the sports fish and game resource in the recreational interests of anglers and hunters

STATUTORY BASIS

The Nelson-Marlborough Fish & Game Council was established on 4th May 1990 under the Conservation Act 1987 to manage, maintain and enhance sports fish and game birds in the recreational interests of anglers and hunters in the Nelson Marlborough Region.

CONTACT INFORMATION

FISH & GAME CENTRE

Street address 66 - 74 Champion Road, Richmond

Postal address Post Office Box 2173, Stoke

Telephone. 03 - 544 6382

Facsimile. 03 - 544 4058

Email: nelsonmarlborough@fishandgame.org.nz

BLenheim OPERATIONAL CENTRE

Street address.....Grovetown Park, S H 1, Blenheim

Telephone & Facsimile..... 03 - 578 8421

www.fishandgame.org.nz

CONTENTS

	Page
INTRODUCTION	
Purpose of Report	5
Mission Statement	5
Planning Horizon	5
Statutory Functions	6
General Information on the Council	6
ORGANISATION STRUCTURE	
Membership of Council	6
Appointments	6
Management Structure	7
CHAIR'S REPORT	8
MANAGER'S REPORT	
Drift Diving	9-10
Wairau Branch Fish Movement	10
Trend Counts	10-11
Fishery Enhancement Investigations	11
Resource Management Act and Statutory Advocacy	12
Reserves and Habitat Enhancement	13
Spawning Habitat Monitoring	13
Didymo	13
Access	13
Back Country Fisheries Management	14
Organised Game Bird Hunts	14
Iwi	14
FINANCIAL STATEMENTS	
Statement of Responsibility	15
Statement of Financial Performance	16
Statement of Financial Position	17
Statement of Cash Flow	18
Statement of Accounting Policies	19-21
Notes to the Performance Report	22-31
STATEMENT OF SERVICE PERFORMANCE	32-57
INDEPENDENT AUDITOR'S REPORT	58-61

1.0 INTRODUCTION

1.1 Purpose of Report

Briefly states the responsibilities and role or mission of the Nelson-Marlborough Fish and Game Council (Fish and Game).

Provides overview reports on the year ended 31st August 2021 by the Council Chairman and Manager.

Provides the audited financial reports of Council activities for the year, including a comparison with the actual amounts in the previous year, the budget estimates according to the Council's operational work plan as approved by the Minister of Conservation and the actual expenditure for the year; and

Describes the audited statement of service performance, being the actual outputs in time and money spent on Fish and Game management activities compared with those Budgeted for the period 1 September 2020 to 31 August 2021.

1.2 Mission Statement

To manage, maintain and enhance the sports fish and game resource in the recreational interests of anglers and hunters.

This is achieved by

- monitoring sports fish and game populations.
- monitoring the success and satisfaction of users.
- identifying and initiating action to maintain and enhance sports fish and game populations and habitats.
- formulating and establishing regulations and policies which ensure the maintenance of sports fish and game populations and the recreational experience.
- promoting recreational angling and game bird hunting and ensuring access to this resource.
- securing compliance with sports fish and game regulations.
- keeping anglers and hunters informed.
- involving users in the decision-making process.

1.3 Planning Horizon

Sports Fish and Game Management plans provide strategic long term (10 year) management planning, with goals, policies, and objectives. This annual report documents the annual performance of the last 12 months of Fish and Game activity in the region.

2.0 STATUTORY FUNCTION

The Nelson-Marlborough Fish and Game Council was established for the purposes of management, maintenance and enhancement of sports fish and game in the recreational interests of anglers and hunters.

The Council has various statutory responsibilities under the Conservation Act 1987 (and its Freshwater Fisheries Regulations 1983) and the Wildlife Act 1953 (and the Wildlife Regulations 1955) and their associated regulatory notices.

3.0 GENERAL INFORMATION ON THE COUNCIL

3.1 Solicitor

Dean Van Mierlo – Planning Solicitor

3.2 Bankers

SBS Bank Nelson

3.3 Auditor

Crowe New Zealand Audit Partnership, on behalf of the Controller and Auditor General, Audit Department.

4.0 ORGANISATION STRUCTURE

4.1 Membership of Council

The Nelson-Marlborough Fish and Game Council have twelve elected Councillors. Six are elected from the six sub-regions and six at large

The members of Council during the year were:

COUNCILLOR	Offices held	Council status	Meetings attended
Jim Anderson	Executive & Fish Committee	current	4
Owen Baigent	Chairman & Executive Committee	current	6
Robin Blackmore	Executive Committee	current	6
Bill Cash	Game Committee	current	5
Jack Gauld	Fish and Game Committees	current	3
David Haynes	Fish Committee	current	4
Steve Holmes	Game Committee	current	5
Tom Kroos	Executive & Fish & Game Committees	current	2
Ben Minehan	Game Committee	current	6
Bill O’Leary	NZ Council & Game Committee	current	5
Ben Sowry	Fish & Game Committees		2
Jean Willis	Fish Committee	current	6

The Chairman is a member of all committees *ex officio*. Keepa Timms is co-opted onto the Council from Ngai Tahu, Chris Golding and Phil Bradfield from the Department of Conservation attends Council meetings as a non-voting representative of the Minister of Conservation.

4.2 Appointments

Bill O’Leary is appointed to the New Zealand Fish and Game Council.

4.3 Management Structure

Day to day administration of the Council is the responsibility of the Manager and his staff, organised into operational and administrative areas.

MANAGER	Rhys Barrier	Richmond
FIELD OFFICERS	Vaughan Lynn	Blenheim
	Lawson Davey	Richmond
	Jacob Lucas	Richmond
SECRETARY	Karen Crook	Richmond

Chair's Report

Fish & Game has been governed by Councillors elected by licence holders since it's inception, although under the umbrella, control of Minister of Conservation.

In 2020 we have had a Ministerial review, forced upon the organisation by the previous Minister, this should not have happened.

Our previous, now resigned C.E.O has quoted savings of \$100,000.00 quite the opposite as under the recommendation of the reviewers with 4 appointed Councillors it is more likely to cost each region in excess of \$60,000. No Savings.

The Minister should look back at the attempts to restructure their own department in 2010 and 2014. A shambolic mess.

At the start of the review the organisation was 13 Regions run by Elected Councillors "All None Paid". This should remain, elected by licence holders for licence holders. It has been recommended to reduce to 6 Regions, is this the start of a take over by the Department of Conservation?

Perhaps the Minister should consider that Councillors should reside in the Region's they are to represent.

On a more positive note, our regions staff have been busy with forest owners and local Council, reviewing wetlands and arranging access for hunters. Our manager has been engaging with local iwi.

Fish releases from the Wairau Hatchery into, Lake Argyle, Branch and Leatham are ongoing, along with releases into Challies Island Fish out Ponds, the new family, adult pond, stocked and opened has been well patronised. The Renwick Pond is still progressing all be it slowly.

Some of our Region rivers have been thrashed by severe storm events, as have rivers in other regions.

I would like to thank staff for their continued commitment and to Karen for controlling our Budget.

To Councillors for your unwavering unpaid support. Thank you.

To retiring Councillors, Robin Blackmore 30 years' service, Jim Anderson 18 years' service, Bill O'Leary, Ben Minehan, Ben Sowry and Jack Gauld, I wish you well for the future, and a welcome to new Councillors.

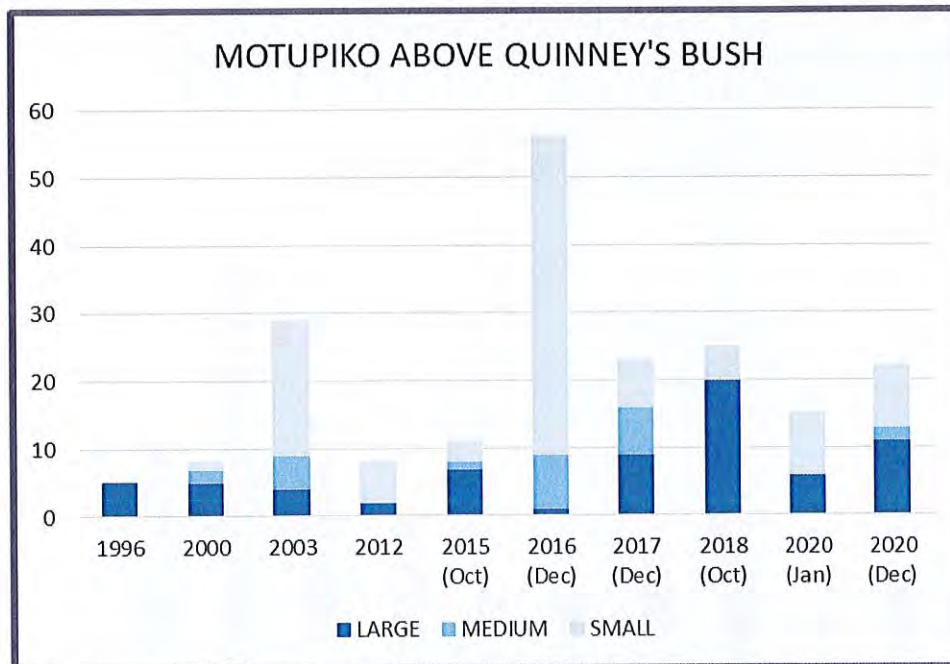


Owen Baigent
Chair

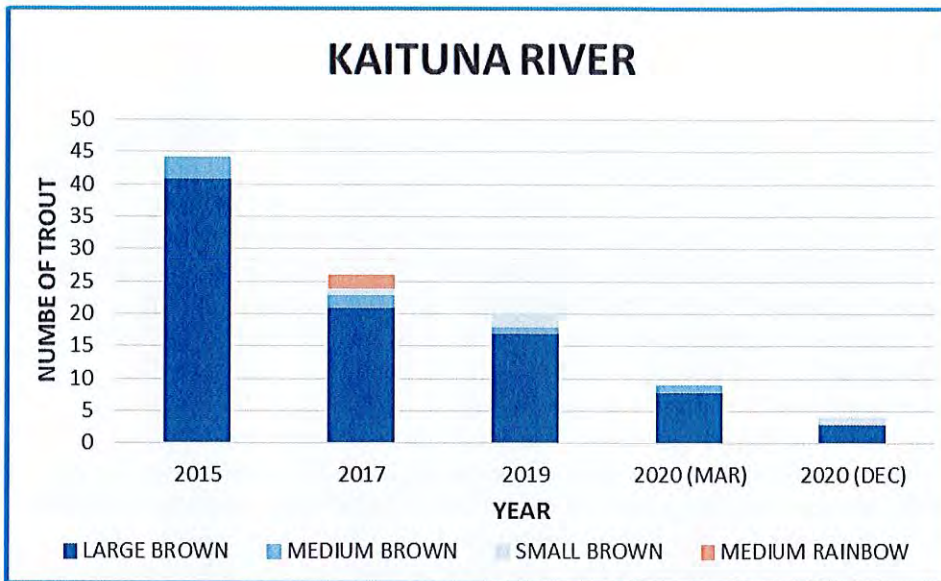
Manager's Report

1111 Drift Diving

Staff managed to complete drift diving within 29 sites on 19 rivers for the purposes of fishery health monitoring. Of these, 3 sites on 2 rivers (Grey and Karamea rivers) were undertaken within the West Coast region to assist their staff to complete their field program and in return their staff assisted Nelson Marlborough Region with some of our larger river dives such as the Motueka and Maruia. Within the Nelson Marlborough Region, one designated backcountry fishery was dived, the Travers River. All information from the annual Nelson Marlborough drift dive monitoring dataset is summarised within the Annual Fisheries report available from the N/M Fish & Game office or the website, and raw data is stored within our excel spreadsheet drift dive database. Additionally, summary progress reports are provided to our elected governing Councillors at each Fish & Game Council meeting via the Operational Work Plan report. The highlight of our summer drift dive program was the observation of a gradual recovery of both the Motupiko and Riuwaka fisheries, due to slowly improving habitat outcomes resulting from modifications to river work repairs as a result of earlier Environment Court action over Tasman District Councils global river works consent. Of concern, was the observation of fishery collapses within two of the region's smaller fisheries, the Kaituna and Spring Creek, considered to likely be as a result of recorded seal occupation within these two fisheries. It is hoped these fisheries will recover in due course if/when seal occupation ceases within them.



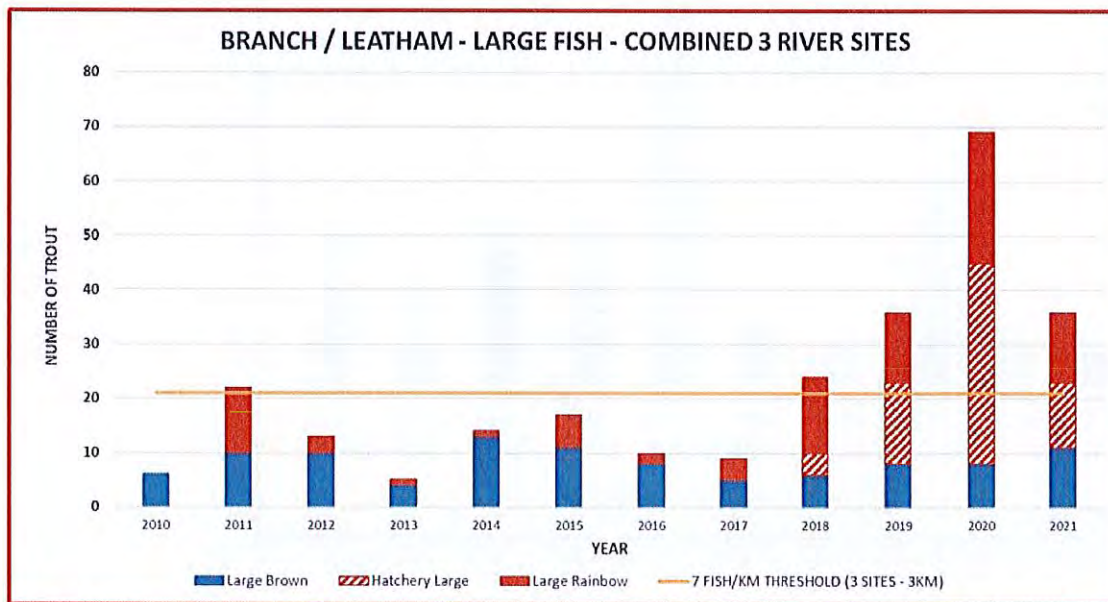
Improvements in river management leading to a slow recovery of the Motupiko adult brown trout fishery



Kaituna River fishery collapse thought to be driven by seal predation

1141 Wairau Branch Fish Movement

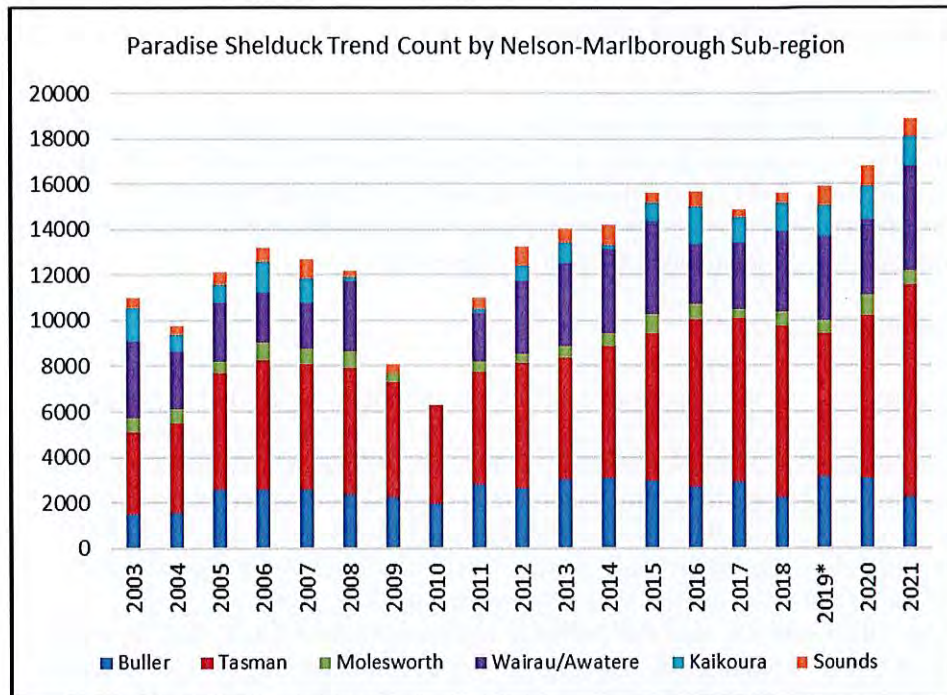
As shown in the graph below, the Branch/Leatham augmented fishery continues to now meet its consent obligations of 7 catchable fish per kilometre being observed during annual drift dive monitoring, as a result of the hatchery release program Trust Power funds for this fishery as mitigation for the Branch Hydro weir fishery impact.



Trust Powers annual consent obligation of 7 catchable fish/km (3 x 1 km dive sites = 21 fish) is now being met through its hatchery release program.

1113 Trend Counts

Paradise shelduck and black swan counts were undertaken in late January - early February using a combination of fixed wing aerial and ground counts. Paradise Shelduck numbers in the Tasman/Golden Bay Region continued to trend upward despite the daily hunter bag limit being increased from 10 to 15 birds in 2016. With over twice the number of shelduck present to any other sub-region, the Tasman-Golden Bay sub region receives by far the most crop depredation complaints that staff have to respond to outside the gamebird season.



Paradise shelduck population within Tasman continues to increase

Black Swan numbers were down on last year but within their normal range that fluctuates between 6-14,000 birds. The majority of the decline was from the Farwell Spit population, although approximately 1000 less birds were counted in Marlborough. Shoveler counts were undertaken regionally/nationally on Aug 9th. Nationally counts were significantly down likely due to the presence of a howling southerly for much of the country on August the 9th.

Staff carried out annual mallard counts across 60+ sites in late March, with a notable decrease in mallards across the region (Marlborough 26% decrease, Nelson/Tasman 14% decrease). A total of 13 chukar were recorded as harvested from Molesworth Station as part of the hunter diary scheme associated with a return of a chukar season within the region, with zero returns recorded outside Molesworth.

All information from the annual Nelson Marlborough game bird monitoring dataset is summarised within the Annual Game report available from the N/M Fish & Game office or the website, and raw data is stored within our excel spreadsheet trend count databases. Additionally, summary progress reports are provided to our elected governing Councillors at each Fish & Game Council meeting via the Operational Work Plan report.

1161 Fishery Enhancement Investigations

A number of fish releases, mainly within the enclosed 'put and take' fisheries of Lake Argyle and Challies junior fish out ponds, were undertaken throughout the year, aiding the regions new angler recruitment goals. The new adult fish out pond within the Waimea River Park has now been commissioned, and resource consent planning preparation for a similar project within the Wairau berm lands near Marlborough continues in partnership with Fulton Hogan and MDC. Exact details of fish numbers released, and locations are summarised within the Annual Fisheries report available from the N/M Fish & Game office or the website, and raw data is stored in within our excel spreadsheet for fish releases. Additionally, bi-monthly summary progress reports are provided to our elected governing Councillors at each Fish & Game Council meeting via the Operational Work Plan report.

1210 Resource Management Act and Statutory Advocacy

Tasman Resource Management planning:

Feedback on the Tasman Biodiversity strategy was provided. Tasman District Council commissioned Cawthron to produce a monitoring requirement report for the Upper Motueka/Motupiko, which made a number of recommendations to TDC for better information to assist the Tasman Resource Management Plan review due to start in 3 years. Several Motueka Catchment Group meetings and a Dry Weather taskforce meeting were also attended by Fish & Game staff.

Marlborough Environment Plan (MeP):

Pleasingly, most Marlborough Iwi, and the Department of Conservation joined our MeP appeal in a supportive manner under section 274. The DOC joining notice in particular was very supportive of the stance we are taking in our appeal. A funding assistance bid to the NZFGC administered national legal pool fund, in anticipation of MeP mediation on water matters next year, was also approved by the New Zealand Fish & Game Council. MDC have been progressing mediation in relation to the MeP on natural character and indigenous biodiversity issues, which FG withdrew from as part of its appeal. It is now looking likely that water matters will not be addressed until late this year or sometime next year, we are still awaiting a timetable on these aspects from the Courts. Marlborough District Council have also recently stated to EDS that they will not be implementing the Governments NPSFWM in relation to landscape provisions of the MeP. This view is being discussed/challenged by EDS who are also representing FG in this matter also as the outcome likely affects the FG appeal on the water chapter of the MeP which is yet to be mediated.

Nelson City Council planning:

A workshop of the NCC freshwater plan development was attended by the manager

Resource Consents:

Marlborough water permits were submitted on where necessary to ensure decisions are consistent with Fish & Games appeal on the MeP. Trust Power also did a pre-application consultation with Fish & Game over a proposal to create an infiltration gallery for the Branch scheme which Fish and Game supported as the proposal will reduce future gravel sluicing requirements from the scheme. Tasman resource consents for conversion of dairying operations to Hops have also been inputted to by Fish & Game staff, along with stream crossing applications and suction dredging for gold. Fish & Game are also participating in the TDC working group around an initial site selection process for the relocation of the Motueka sewage treatment plant.

Proactive:

Engagement has occurred within the following areas: Appointment to the Te Hoiere Steering Group; attendance and ongoing interest in regenerative agriculture seminars; attendance of Tasman river-care meetings; engagement and site inspections with Taylors contracting over Tasman riverworks; attendance of a Lake Elterwater planting day, planting of shrub willow for habitat purposes within the lower Riuwaka; attendance of a Landcare Trust catchment group establishment meeting for Moutere landowners; landowner assistance for flood debris clean-up in conjunction with Nelson Anglers club for landowners adjacent to Motueka River access points; attendance of Motueka catchment group meeting. Unfortunately, the manager had to resign from the Pelorus Steering Group due to our concern over additional water allocation within this catchment and potential conflict with catchment landowners. Technical advice is still being provided to the catchment group. Engagement with Tasman District Councils habitat improvement fund for wetland creation has also occurred with plans progressed for creations of a new wetland at Eves Valley.

1220, 1230 Reserves and Habitat Enhancement

Further kahikatea plantings were undertaken within Para Wetland along with weed releasing of existing native plantings from climbing vines. Further culvert installations to improve wetland access and water control were installed. Ground control of willow, along with aerial spot spraying of willow regrowth over approximately 45 hectares of the wetland was also achieved. Gorse and broom control along the state highway corridor/eastern edge of Para was also undertaken. A world Wetlands Day kayak tour of Para Wetland in conjunction with Enviro hub and Kiwi Conservation kids was undertaken (fully subscribed). Hunting on opening weekend was fairly quiet at Para in terms of hunters using the area, birds flying, and hunter bags achieved, with only around a dozen plus hunters present. The southern and western parts of the wetland hunted the best as these retained some water over summer whilst the eastern and northern parts had dried out. Wetland infrastructure and native plantings coped remarkably well in the face of the 150-year return flood and back flooding/ponding that occurred within the Wairau catchment over winter. On-going dialogue with the Picton-Kaikoura Whale Trail trust has also been occurring to ensure hunting can safely continue in light of the development of a Cycle Trail down the eastern side of the valley adjacent to Para Wetland. An Iwi cadetship that Fish and Game have engaged with through Te Arahanga will also provide some assistance to the summer work program within Para Wetland.

Weed control at Supplejack and Sunrise forestry wetland creation sites was undertaken as required.

1241 Spawning Habitat Monitoring

The Tinline and Opouri were surveyed mid-September 2020 for spawning rainbows with zero located. North and South Branches of Riuwaka were surveyed in winter 2021. The six-mile stream within the Upper Wairau was also surveyed. A historic Fish & Game riparian planting program in a lower Pelorus tributary was re-visited in winter 2021 with several spawning brown trout being located. A foot count of spawning salmon was undertaken within the Rainbow River side stream. The Riuwaka and Opouri Rivers were E-Fished in January 2021. It was encouraging to see good numbers of native fish within both the Opouri and Riuwaka, indicating that the Riuwaka native fish population recovery is now finally underway 3 years after Cyclone Gita. Staff also completed our annual E-Fish monitoring of 15 sites within the Branch/Leatham catchment. After a relatively stable year, native galaxiid numbers had boomed with an order of magnitude increase in some main river sites, indicating flood frequency rather than salmonid biomass is the key population driver for dwarf galaxiids, and potentially Northern galaxiids. As a longer lived, slower reproducing larger bodies galaxiid species, Northern galaxiids have the potential to be negatively impacted by a higher salmonid biomass due to the current salmonid restocking program being undertaken but at this stage this is not occurring. Monitoring will continue each year while the salmonid restocking program is in place, to ensure the distribution and population abundance of Northern galaxiids is not being negatively impacted over time by restocking within this catchment. The only real change staff have observed at sites that had historic data present, is the occurrence of juvenile rainbows in some tributary streams now which in the past generally only held juvenile brown trout.

1242 Didymo

The “check clean dry” MPI funded advocacy season was undertaken over summer around the region educating the public on freshwater pests.

1310 Access

River access tracks were cleared, and signage replaced where required. Work has started on modernising the Golden Bay Wairau Access pamphlets. A number of access gains were achieved for upland gamebird hunters within Tasman Pine Forests Ltd land – 8 hunter ballot blocks were put in place this game season and this work reflected in an overall increase in regional quail harvest, evidenced from this season’s Game Harvest Survey results.

1322 Back Country Fisheries Management

Significantly less usage of back designated back country fisheries such as the Travers River occurred this year with a lack of overseas anglers. Nationally, work on better management of pressure sensitive fisheries continues, and the region engages with this as requested.

1352 Organised Game Bird Hunts

Balloted Rabbit Island pheasant hunts continue to be organised and remain popular. The Wakapuaka organised pukeko population control hunt continued, along with a one-off Bells Island swan control hunt in response to aviation risk concern from Nelson Airport.

1423 Iwi

Work continues to establish face to face relationships with all Te Tau Ihu Iwi, including seeking pre-notification input into the redraft of the Nelson Marlborough Sports Fish & Game management Plan. Nelson Marlborough Fish & Game have also agreed to provide hands on summer work experience for two Iwi cadetships hosted through Te Arahanga. Work will include hatchery management and fish release experience, river access track maintenance, Para Wetland ecological restoration work, drift dive monitoring experience, electric fishing monitoring work, and gamebird trend count work.

Rhys Barrier
Manager

Nelson Marlborough Fish and Game Council
Statement of Responsibility
For the year ended
31 August 2021

1 December 2021

The Council and Management of the Nelson Marlborough Fish and Game Council, accept responsibility for the accuracy of and judgements used in the preparation of the following Performance Report, and the establishment and maintenance of systems of internal control designed to provide reasonable assurance of the integrity and reliability of financial reporting.

In our opinion, the information set out in the following statements and attached notes to these statements fairly reflects the financial activities and performance of the Nelson Marlborough Fish and Game Council, for the period ended 31 August 2021



Rhys Barrier
Regional Manager
NELSON MARLBOROUGH
FISH AND GAME COUNCIL



Owen Baigent
Chairman
NELSON MARLBOROUGH
FISH AND GAME COUNCIL

Nelson Marlborough Fish and Game Council

Statement of Financial Performance

For the year ended

31 August 2021

	Note	Actual 2021 \$	Budget 2021 \$	Actual 2020 \$
REVENUE				
Fish and Game licence sales	1	488,785	401,204	549,513
Grants and donations	1	43,575	5,690	32,633
Interest	1	1,661	3,177	3,245
Funding from central or local government	1	31,091	5,000	21,447
Other revenue	1	25,898	17,000	17,032
Wairau Hatchery	1	80,313	60,000	60,000
Total Revenue		671,324	492,071	683,870
EXPENSES				
Outputs				
Species management	2	11,826	1,500	9,314
Habitat protection & management	2	14,903	5,500	30,870
Angler & Hunter participation	2	5,153	-	20,642
Public interface	2	2,605	1,000	6,100
Compliance	2	446	500	558
Licensing	2	19,680	18,054	24,052
Council	2	2,574	2,000	2,121
Planning & reporting	2	7,793	7,670	7,840
Overheads				
Employee related costs	2	362,137	359,266	370,498
Depreciation	4	25,364	-	37,474
Other expenses	2	67,550	65,578	61,664
Total Expenses		520,031	461,068	571,133
Operating Surplus/(Deficit)		151,293	31,003	112,737
Less Other Expenses				
River Advocate		24,412	-	21,447
NZ F&G Levy		-	-	33,533
		24,412	-	54,980
Wairau Hatchery				
Outputs		32,777	40,000	61,062
Overheads Employee related costs		69,248	50,000	38,273
		102,025	90,000	99,335
Total Other Expenses		126,437	90,000	154,315
NET SURPLUS/(DEFICIT)		24,855	(58,997)	(41,578)



Nelson Marlborough Fish and Game Council
Statement of Financial Position

As at
31 August 2021

	Note	Actual 2021 \$	Budget 2021 \$	Actual 2020 \$
ASSETS				
Current Assets				
Bank accounts and cash	3	153,629	150,000	144,148
Debtors and prepayments	3	13,101	51,000	53,999
Bank term deposits	3	110,472	115,000	107,900
Total Current Assets		277,202	316,000	306,047
Non-Current Assets				
Property, plant and equipment	4	292,445	313,492	313,492
Total Non-Current Assets		292,445	313,492	313,492
TOTAL ASSETS		569,647	629,492	619,539
LIABILITIES				
Current Liabilities				
Creditors and accrued expenses	3	49,490	70,000	85,468
Employee costs payable	3	23,318	20,000	62,087
Total Current Liabilities		72,808	90,000	147,555
NET ASSETS		496,838	539,492	471,984
EQUITY				
Accumulated Funds		274,116	309,492	248,716
Restricted Reserves		222,721	230,000	223,266
TOTAL EQUITY	5	496,838	539,492	471,982

O. F. Buisson

Chair
 1 December 2021

B. Banner

Manager



Nelson Marlborough Fish and Game Council

Statement of Cash Flows

For the year ended

31 August 2021

	Actual 2021 \$	Budget 2021 \$	Actual 2020 \$
CASH FLOWS FROM OPERATING ACTIVITIES			
Cash was received from:			
Licence Sales	516,519	559,766	550,527
Grants, donations and fundraising	92,720	3,347	43,486
Interest	2,978	4,155	3,245
Other revenue	97,575	56,000	121,079
Cash was applied to:			
Payments to suppliers & Employees	691,394	553,000	658,417
GST (net)	838	-	2,604
Net Cash Flows from Operating Activities	17,560	70,268	57,316
CASHFLOW FROM INVESTING & FINANCING ACTIVITIES			
Cash was received from:			
Sale of property, plant and equipment	-	-	-
Cash was applied to:			
Purchase of property, plant and equipment	5,506	-	-
Net Cash Flows from Investing and Financing Activities	(5,506)	-	-
Net Increase / (Decrease) in Cash	12,054	70,268	57,316
Opening Cash	252,048	194,732	194,732
Closing Cash	264,101	265,000	252,048
This is represented by:			
Bank accounts and cash	153,629	150,000	144,148
Bank term deposits	110,472	115,000	107,900
Total Cash	264,101	265,000	252,048



Nelson Marlborough Fish and Game Council

Statement of Accounting Policies

For the year ended
31 August 2021

Reporting Entity

Nelson Marlborough Fish and Game Council is a Public Entity under the Public Finance Act 1989 (Schedule 4). The Council was established on 4 May 1991 with the passing of the Conservation Law Reform Act 1990. These financial statements have been prepared in accordance with Section 153-6 of the Crown Entities Act 2004.

Basis of Preparation

Nelson Marlborough Fish and Game Council has elected to apply PBE SFR-A (PS) Public Benefit Entity Simple Format Reporting - Accrual (Public Sector) on the basis that it does not have public accountability and has total annual expenses of equal to or less than \$2,000,000. All transactions in the Performance Report are reported using the accrual basis of accounting. The Performance Report is prepared under the assumption that the entity will continue to operate in the foreseeable future.

Goods and Services Tax (GST)

The Council is registered for GST. All amounts are recorded exclusive of GST, except for Debtors and Creditors which are stated inclusive of GST.

SIGNIFICANT ACCOUNTING POLICIES

Revenue Recognition

Nelson Marlborough Fish and Game Council derives revenue through the sale of fish and game licences, interest, sale of fish product, contracts, rentals, grants and miscellaneous sales. All are recorded as revenue in the period they are earned.

Licence Revenue

Licence revenue is recognised in relation to the period covered by the Game bird or Fish Licence. Any licence money received for a licence in advance will be treated as a liability.

Grants Received

Grants are recognised as revenue when they become receivable unless there is an obligation in substance to return the funds if conditions of the grant are not met. If there is such an obligation, the grants are initially recorded as grants received in advance and recognised as revenue when the conditions of the grant is satisfied.

Grant From NZFGC

If an annual grant is provided from the New Zealand Fish and Game Council, it is then recognised as revenue when it is received.

Interest

Interest revenue is recorded as it is earned during the year.



Outputs

The Council has allocated expenditure based on the 8 output codes - Species management, Habitat Protection & management, Angler & Hunter participation, Public interface, Compliance, Licensing, Council and Planning & reporting. These are expensed when the related service has been received.

Employee related costs

Wages, salaries, and annual leave are recorded as an expense as staff provide services and become entitled to wages, salaries and annual leave.

Performance payments are recorded when the employee is notified.

Superannuation contributions are recorded as an expense as staff provide services.

Levies to NZFGC

A levy is paid each year to the New Zealand Fish and Game Council for the administration of the New Zealand Fish and Game Council, or redistribution to other Councils and for advocacy and research.

Bank Accounts and cash

Bank Accounts and cash comprise cash on hand, cheque or savings accounts, and deposits held at call with banks.

Debtors

Debtors represents items the Council has issued invoices for, but has not received payment for at year end.

When it is likely the amount owed (or some portion) will not be able to be collected, a provision for impairment is recognised and the loss is recorded as a bad debts expense.

Investments

Investments comprise investments in term deposits with banks.

Deposits with banks are initially recorded at the amount paid. If it appears that the carrying amount of the investment will not be recovered, it will be written down to the expected recoverable amount.

Property, plant and equipment

Property, plant and equipment is recorded at cost, less accumulated depreciation and impairment losses.

Significant donated assets are recognised upon receipt at valuation. Significant donated assets for which current values are not readily obtainable are not recognised.

For an asset to be sold, the asset is impaired if the market price for the equivalent asset falls below its carrying amount

For an asset that is used by the Council, the asset is impaired if the value to the Council in using the assets falls below the carrying amount of the assets.

Depreciation is provided rates calculated to allocated the cost of the assets over their estimated useful life. The depreciation rates used are as follows:

Buildings	2.69 - 39.06	% DV
Plant & Equipment	9.00 - 80.40	% DV
Motor Vehicles	31.60 - 36.00	% DV
Office Equipment	11.40 - 60.00	% DV
Land (Para Wetland)	0	% SL

Creditors

Creditors represents liabilities for goods and services provided to the Council prior to the end of the financial year which are unpaid. They are recorded at the amount of cash required to settle those liabilities. The amounts are unsecured and are usually paid within 30 days.

Game Bird Habitat Stamp levy

Levies of \$3,631 have been collected and are paid to New Zealand Fish and Game Council per the New Zealand Game Bird Habitat Stamp Regulations 1993.

Employee costs payable

A liability for employee costs payable is recognised when an employee has earned an entitlement. These include salaries and wages accrued up to balance date and annual leave earned but not yet taken at balance date. A liability and expense for long service leave and retirement gratuities is recognised when the entitlement becomes available to the employee.

Restricted Reserves

Restricted reserves are those reserves subject to specific conditions accepted as binding by the Council and which may not be revised by the Council without specified purposes or when certain conditions are met.

Income Tax

The Council is a Public Benefit Entity and is exempt from the payment of Income tax in terms of the Income Tax Act 2007.

Budget Figures

The Budget figures are derived from the Council budget that was approved at the Council meeting in April 2019.

Tier 2 PBE Accounting Standards applied

The Council has not applied any Tier 2 Accounting Standards in preparing its financial statements.

Changes in Accounting Policies

There have been no changes in accounting policies. All policies have been applied on a basis constant with those used on the prior year.

Nelson Marlborough Fish and Game Council

Notes to the Performance Report

For the year ended

31 August 2021

Note 1 : ANALYSIS OF REVENUE	Note	Actual 2021 \$	Budget 2021 \$	Actual 2020 \$
Licence sales				
Fish licence		410,943	334,154	442,798
Game licence		75,143	67,050	66,772
Non resident Levy		2,699	-	39,943
Total		488,785	401,204	549,513
Grants and donations				
Grants from Game Bird Habitat Trust		-	-	20,541
Mitigation towards Fisheries Enhancement		1,344	3,347	3,348
COVID19 Wage Subsidy		39,348	-	-
National Fish & Game Grant		2,343	2,343	-
National Fish & Game legal funding		540	-	8,744
Total		43,575	5,690	32,633
Interest				
Interest		1,661	3,177	3,245
Total		1,661	3,177	3,245
Funding from central or local Govt				
DoC Para Wetland Development	10	1,000	-	-
Community Grant from Marlborough District Council for Para Wetland	10	5,000	5,000	-
Ministry for the Environment - Salmon Surveillance		679	-	-
River Advocacy Tasman District Council and Marlborough District Council		24,412	-	21,447
Total		31,091	5,000	21,447
Wairau Hatchery				
Trustpower Limited		59,500	60,000	60,000
Other Hatchery revenue	10	20,813	-	-
Total		80,313	60,000	60,000
Other revenue				
Consultancy fees		14,362	15,500	13,565
Other Habitat income for Para Wetland	10	8,696	-	-
Fines/Prosecutions		1,251	-	-
Sundry Income		2,778	1,500	3,467
Gain on sale/disposal of assets		(1,189.23)	-	-
Total		25,898	17,000	17,032

Nelson Marlborough Fish and Game Council

Notes to the Performance Report

For the year ended

31 August 2021

Note 2 : ANALYSIS OF EXPENSES	Actual 2021 \$	Budget 2021 \$	Actual 2020 \$
Species management			
Population monitoring	3,250	1,500	5,338
Harvest assessment	1,500	-	1,577
Fishery Enhancement	6,595	-	1,512
Game Enhancement	482	-	888
Total	11,826	1,500	9,315
Habitat protection & management			
Resource management	540	-	9,188
Works & management	14,363	5,000	21,394
Assisted habitat	-	500	-
Assessing & monitoring	-	-	288
Total	14,903	5,500	30,870
Angler & Hunter participation			
Access	2,273	-	144
Backcountry management	1,757	-	18,044
Other publications	1,123	-	2,453
Total	5,153	-	20,641
Public interface			
Communication	407	-	301
Advocacy	-	-	390
Public promotions	2,197	1,000	5,408
Total	2,605	1,000	6,099
Compliance			
Ranging	446	250	-
Ranger training	-	250	558
Total	446	500	558

Licensing

Licence production & distribution	534	-	503
Commission	19,146	18,054	23,550
Total	19,680	18,054	24,053

Council

Council meetings	2,574	2,000	2,121
Total	2,574	2,000	2,121

Planning & reporting

Audit fee	7,050	7,670	7,025
National liaison	38	-	21
Reporting	705	-	794
Total	7,793	7,670	7,840

Employee related costs

Salaries and wages	339,603	341,246	347,326
KiwiSaver contributions	10,123	10,237	10,331
ACC levies	1,951	1,000	-
Fringe benefit tax	5,445	4,000	4,098
Allowances	2,189	2,783	2,042
Staff training and other expenses	2,826	-	6,703
Total	362,137	359,266	370,500

Other expenses

Office premises	16,822	19,259	17,610
Office equipment	3,089	3,400	3,484
Communications	8,500	8,200	8,560
General	972	200	384
Field equipment	4,675	1,920	3,586
Vehicles	33,492	32,599	27,984
Bad debts	-	-	56
Total	67,550	65,578	61,664

Nelson Marlborough Fish and Game Council

Notes to the Performance Report

For the year ended

31 August 2021

Note 3 : ANALYSIS OF ASSETS AND LIABILITES	Note	Actual 2021 \$	Actual 2020 \$
Bank accounts and cash			
Current account balance		43,440	24,034
Savings account balance		99,197	107,544
Restricted cash	7	10,987	12,565
Cash on hand		5	5
Total		153,629	144,148
Debtors and other receivables			
Accounts receivable		12,226	52,683
Interest Accrued		263	1,317
Prepayments		611	
Total		13,101	54,000
Investments			
<i>Current portion</i>			
Term Deposits		110,472	107,900
Total		110,472	107,900
Creditors and accrued expenses			
Trade and other payables		10,647	12,468
Fish licence income in advance		36,359	64,540
GST Payable		2,483	8,460
Total		49,490	85,468
Employee costs payable			
Accrued salaries and wages		8,947	6,625
Annual leave		5,587	8,542
COVID-19 Subsidy		-	39,348
PAYE owing		8,784	7,572
Total		23,318	62,087

Nelson Marlborough Fish and Game Council

Notes to the Performance Report

For the year ended

31 August 2021

Note 4 : PROPERTY PLANT & EQUIPMENT

2021

Asset Class	Opening Carrying Amount	Purchases	Sales/ Disposals	Current Year Depreciation and Impairment	Closing Carrying Amount
Land	200,887	-	-	-	200,887
Buildings	49,110	-	25	2,674	46,411
Plant & Equipment	8,800	3,255	638	2,248	9,169
Vehicles	49,881	-	-	17,957	31,924
Office Equipment	4,814	2,252	525	2,485	4,056
Total	313,492	5,507	1,188	25,364	292,447

2020

Asset Class	Opening Carrying Amount	Purchases	Sales/ Disposals	Current Year Depreciation and Impairment	Closing Carrying Amount
Land	200,887	-	-	-	200,887
Buildings	51,976	-	-	2,866	49,110
Plant & Equipment	11,251	-	-	2,451	8,800
Vehicles	77,939	-	-	28,058	49,881
Office Equipment	8,913	-	-	4,099	4,814
Total	350,966	-	-	37,474	313,492

Nelson Marlborough Fish and Game Council

Notes to the Performance Report

For the year ended

31 August 2021

Note 5: EQUITY	Actual 2021 \$	Actual 2020 \$
Accumulated Funds		
Balance as at 1 September	248,717	305,957
Surplus/(Deficit)	24,855	(41,579)
Other Equity movements	-	75
Transfer from Reserves	12,783	24,872
Transfer to Reserves	(12,238)	(40,608)
Total Accumulated Funds	274,116	248,717
Dedicated and Restricted Reserves		
Balance as at 1 September	223,266	207,528
Transfer to Accumulated Funds	(12,783)	(24,872)
Transfer from Accumulated Funds	12,238	40,610
Balance at 31 August	222,721	223,266
Total Equity as at 31 August	496,837	471,982
<u>Dedicated Reserves</u>		
Asset Replacement Reserve		
Balance as at 1 September	106,088	106,088
Transfer from Accumulated Funds	-	-
Transfer to Accumulated Funds	(5,506)	-
Balance at 31 August	100,582	106,088
Back Country Fisheries Reserve		
Balance as at 1 September	85,854	63,955
Transfer from Accumulated Funds	2,699	39,943
Back Country Fisheries Expenses	(1,757)	(18,044)
Balance at 31 August	86,796	85,854
Fisheries Enhancement		
Balance as at 1 September	13,871	13,871
Transfer from Accumulated Funds	751	-
Balance at 31 August	14,622	13,871
Game Bird Enhancement		
Balance as at 1 September	1,787	1,787
Transfer from Accumulated Funds	500	-
Balance at 31 August	2,287	1,787



Marlb Junior Fishing Development		
Balance as at 1 September	15,000	15,000
Marlborough Fish Pond Expenses	(5,520)	-
Balance at 31 August	9,480	15,000
Publications		
Balance as at 1 September	-	1,032
Transfer to Accumulated Funds	-	(1,032)
Balance at 31 August	-	-
Wetland Enhancement		
Balance as at 1 September	-	5,796
Transfer to Accumulated Funds	-	(5,796)
Balance at 31 August	-	-
Total Dedicated Reserves	213,768	222,600
<u>Restricted Reserves</u>		
Wairau Hatchery Reserve		
Balance as at 1 September	666	-
Transfer from Accumulated Funds	8,288	666
Balance at 31 August	8,954	666
Total Restricted Reserves	8,954	666
Total Dedicated and Restricted Reserves	222,722	223,266

Nelson Marlborough Fish and Game Council

Notes to the Performance Report

For the year ended

31 August 2021

Nature and Purpose of Restricted and Dedicated Reserves

Fisheries Enhancement Reserve:	Enhancement of fishing access.
Game Bird Enhancement Reserve:	Enhancement of Game Bird Habitat.
Marlborough Junior Fishing Development	Development of a junior fishing pond in Marlborough
Wairau Hatchery	Management of the hatchery in partnership with Trustpower

Note 6 : COMMITMENTS & CONTINGENCIES

Commitments

There are no commitments as at balance date (Last Year-nil)

Contingent Liabilities and Guarantees

There are no contingent liabilities (Last Year - nil)

Note 7: OTHER

Revenue with Conditions which have not been Recorded as a Liability

The amount of \$2,699 from the Non-resident licence fee has been set aside for the purpose of fishery management in waterways that are closed 1 May to 30 September. This has been noted as restricted cash in Note 3

The amount of \$8,288 being the surplus of the Wairau Hatchery operations will be accumulated in a restricted reserve call Wairau Hatchery for the ongoing management of the hatchery

Note 8 : RELATED PARTY TRANSACTIONS

Related Party	Description of the Transaction
---------------	--------------------------------

There were no related party transactions (Last Year - \$9,288)

Note 9: EVENTS AFTER BALANCE DATE

There were no events that have occurred after the balance date that would have a material impact on the Performance Report. (Last Year - nil)

Note 10: OUTSIDE GRANTS AND DONATIONS

The following Grants was received for the continued development of the Para Wetland

Department of Conservation \$1,000

Marlborough District Council \$5,000

NZTA \$4,000

The following Grants and Donations were received for the purchase of fish for release within the region

Villa Maria \$1,344

TrustPower \$2,000.00

Donation \$200



Note 11: SIGNIFICANT CHANGES

There has been no changes in accounting policies

Note 12: COMPARATIVES

There have been prior period comparatives which have been reclassified to make disclosure consistent with the current year

Note 13: COVID-19 RESPONSE

Covid-19 has had a financial impact on Nelson Marlborough Fish and Game Council. Nelson Marlborough Fish & Game Council reduced their budget for the 2020-2021 financial year as the projection of licence income was reduce, due to border closures. Within the budgeting process the Nelson Marlborough Fish & Game Council agreed to use reserves to cover any shortfalls forecast in the 2020-21 year. Licence sales have exceeded forecasts in the 2020-21 year and the financial position is healthier than budgeted. Any surplus will be utilised in the 2021-22 year as forecasts for this year require Nelson Marlborough Fish and Game Council to use reserves. The NZFGC has established a policy to support all Fish & Game Councils to ensure liquidity and to ensure that all Fish & Game Councils remain a going concern.

Note 14: MINISTERIAL REVIEW

In February 2021 the Minister of Conservation, presented the review for Governance of Fish and Game New Zealand and the Regional Fish and Game Councils. This report sets out 36 recommendations to be implemented for the future of Fish and Game. A review implementation team has been set up which includes Ray Grubb, the NZFGC Chair, Brian Anderton and DoC representatives. Many of the recommendations require legislative change. One of the recommendations is the amalgamation of Council (reducing the number of Councils from 12 to 6). This area is currently being investigated by a project team. This project team will be consult with all 13 Fish and Game Councils, and their final report is due in March 2022.

Nelson Marlborough Fish and Game Council

Notes to the Performance Report

For the year ended

31 August 2021

Note 15: ALLOCATION OF OVERHEADS TO OUTPUT AREAS FOR 2021

In the Statement of service performance, overheads are allocated across the 8 Output areas based on the hours worked within those Outputs over the year. Below is the calculation for distributing the overheads across the output area.

ACTUAL 2021

Output Area	Actual Direct \$	Actual Hours	Allocation of Overheads	Total Costs per Output	Actual 2020
Species management	31,349	1,596	129,647	160,996	175,998
Habitat protection & management	(333)	1,079	54,782	54,449	56,812
Angler & hunter participation	5,153	1,017	69,247	74,400	90,411
Public interface	2,605	641	52,089	54,694	58,612
Compliance	446	335	23,698	24,144	24,448
Licensing	19,680	22	6,617	26,297	30,723
Council	2,574	373	27,699	30,273	30,045
Planning & reporting	7,793	503	48,088	55,881	56,280
Totals	69,267	5,566	411,868	481,135	523,329

Actual Overheads	Actual 2021	Actual 2020
Employee related costs	362,137	370,499
Other expenses less Income	49,731	44,633
Total Overheads to Allocate	411,868	415,132

BUDGET 2021

Output Area	Budget Direct \$	Budget Hours	Allocation of Overheads	Total Costs per Output	Budget 2020
Species management	28,153	1,190	88,496	116,649	95,299
Habitat protection & management	-	1,640	121,960	121,960	133,733
Angler & hunter participation	-	601	44,694	44,694	66,295
Public interface	1,000	442	32,870	33,870	39,846
Compliance	500	300	22,310	22,810	23,361
Licensing	18,054	205	15,245	33,299	39,402
Council	2,000	535	39,786	41,786	42,528
Planning & reporting	7,670	578	42,984	50,654	50,633
Totals	57,377	5,491	408,344	465,721	491,097

Budget Overheads	Budget 2021	Budget 2020
Employee related costs	359,266	368,367
Other Expenses less Income	49,078	67,008
Total Overheads to Allocate	408,344	435,375



STATEMENT OF SERVICE PERFORMANCE

FOR THE YEAR ENDED 31 AUGUST 2021



**STATEMENT OF SERVICE PERFORMANCE
FOR THE YEAR ENDED 31 AUGUST 2021**

INTRODUCTION

As required under Section 26W(2) of the Conservation Act 1987 and Section 41(2)(d) of the Public Finance Act 1989 Fish and Game New Zealand, Nelson Marlborough Region have prepared the following Statement of Service Performance for the 2020 - 2021 financial year.

The Activities of Nelson Marlborough Fish and Game Council are planned under eight output areas detailed in the annual Operating Work Plan. This Statement of Service performance compares actual results against the stated performance measures from the plan. For the purposes of this statement the overhead expenses detailed in the Statement of Financial performance (Administration, Salaries, Leases, Bad Debts and other) have been allocated to each output area on the basis of the proportion of staff time directly expended in each area.

MISSION STATEMENT (from Section 26Q(1) of the Conservation Act 1987):

To manage, maintain and enhance the sports fish and game resource in the interests of anglers and hunters.

Summary Budget and Actual for each output Area.

OUTPUT AREA	Budget				Actual 2021				Actual 2020			
	External Costs	Income	Hours	Net Cost	External Costs	Income	Hours	Net Cost	External Costs	Income	Hours	Net Cost
	\$	\$		\$	\$	\$		\$	\$	\$		\$
Species Management	91,500	63,347	1190	116,649	98,393	67,044	1596	149,491	108,648	63,348	1685	175,998
Habitat Protection	5,500	5,500	1640	121,960	14,903	15,236	1079	79,538	30,870	29,285	712	56,812
Angler & Hunter Participation	-		601	44,694	5,153	-	1017	80,398	20,641	-	900	90,411
Public Relations	1,000		442	33,870	2,605	-	641	50,017	6,100	-	677	58,612
Compliance	500		300	22,299	446	-	335	25,244	558	-	308	24,448
Licensing	18,054		205	33,299	19,680	-	22	21,272	24,052	-	86	30,723
Council	2,000		535	41,786	2,574	-	373	30,185	2,121	-	360	30,045
Planning and Reporting	7,670		578	50,654	7,793	-	503	44,990	7,840	-	625	56,280
Total	126,224	68,847	5491	465,211	151,547	82,280	5564	481,135	200,830	92,633	5353	523,329

SPECIES MANAGEMENT

Goal

Maintain sustainable populations of harvestable species at levels to provide for angler and hunter satisfaction while mitigating significant adverse impacts of those species.

Summary of Resources

Code	Project Cluster	Budget				Actual 2021				Actual 2020			
		External Costs	Income	Hours	Net Cost	External Costs	Income	Hours	Net Cost	External Costs	Income	Hours	Net Cost
1110	Population Monitoring	1,500	-	545	42,029	3,250	-	422	34,451	5,338	-	422	38,030
1120	Harvest Assessment	-	-	55	4,090	1,500	-	21	3,017	1,577	-	23	3,322
1130	Fish Salvage	-	-	15	1,115	-	-	-	-	-	-	46	3,529
1140	Hatchery Operations	90,000	60,000	-	30,000	92,087	63,500	-	28,587	99,334	60,000	-	39,334
1160	Releases/Enhancement	-	3,347	525	35,695	1,557	3,544	1128	81,511	2,400	3,348	1,107	84,880
1170	Regulations	-	-	20	1,487	-	-	9	666	-	-	27	2,094
1180	Control	-	-	30	2,231	-	-	17	1,258	-	-	62	4,809
	Total	91,500	63,347	1190	116,649	98,393	67,044	1596	149,491	108,648	63,348	1685	175,998

1110 Species Monitoring: To efficiently collect data to monitor the regions sports fish and game bird populations.

Objective 1111	Performance Measure	Actual Result 2021	Actual Result 2020
To monitor fish populations in the major rivers.	Drift dive 20 representative river sites by April. Report to Council by May	29 sites dived on 19 rivers, reported to the Council via OWP report, and annual fisheries report.	39 sites dived on 20 rivers, reported to the Council via OWP report, and annual Fisheries report.

Objective 1113 Trend counts of game birds to assess population trends	Performance Measure Report to the Council within one month of survey. i Paradise Shelduck January ii Black Swan January iii Shoveler Duck August	Actual Result 2021 Paradise shelduck and black swan counts undertaken in late January, summarized in OWP. Shoveler Duck counts were also undertaken in August. Results will be reported in detail in the 2021 annual Game Report to be presented to Council.	Actual Result 2020 Paradise shelduck and black swan counts undertaken in late January, summarized in OWP Shoveler Duck counts were also undertaken in August and will be reported in detail in the 2020 annual Game Report to be presented to Council.
Objective 1114 Assist Cawthron staff with their Salmonid Research program, through salmon head collection from anglers Not in 20/21	Performance Measure Report as required in staff reports to Council.	Actual Result 2021 No longer a project	Actual Result 2020 Not undertaken this year due to a lack of salmon monitoring flights due to Covid 19, and no request for Wairau heads where a spawning foot count was still able to be undertaken.
Objective 1115 Assess populations of Chukar, NZ Shoveler, Mallard and Grey Ducks according to national guidance.	Performance Measure Report to Council within two months of surveys	Actual Result 2021 Completed, shoveler data forwarded to national coordinator. Work reported to Council in OWP. Full data for all species will be presented/discussed within the 2021 game report to be presented to full Council.	Actual Result 2020 Completed, shoveler data forwarded to national coordinator. Work reported to Council in OWP. Full data for all species will be presented/discussed within the 2020 game report to be presented to full Council.

1120: Harvest Assessment: Survey game bird and angler harvests

Objective 1123 Complete the annual telephone survey of game bird hunters, their regional effort, success rate and harvest.	Performance Measure Review results and report to Game Committee by November	Actual Result 2021 Harvest survey undertaken during season as required, discussed within the OWP, and will be presented in the 2021 game report to be presented to full Council.	Actual Result 2020 Harvest survey undertaken during delayed season as required, discussed within the OWP, and will be presented in the game report to be presented to full Council.
--------------------------------------------------------------------------------------------------------------------------------------	---------------------------------------------------------------------------------------	--------------------------------------------------------------------------------------------------------------------------------------------------------------------------------------------	-----------------------------------------------------------------------------------------------------------------------------------------------------------------------------------------------

1130: Fish Salvage

Objective 1131	Performance Measure	Actual Result 2021	Actual Result 2020
Carry out fish salvage where it is cost effective and achievable.	Report to Council in staff reports as needed.	Nil salvage activity required over this reporting period.	Fish salvage was undertaken within Trust Powers Argyle canal following dewatering to fit new penstock screens. Around 250 wild Opouri rainbow smolt were also collected from the Opouri River to boost hatchery genetics/numbers as it dried up for the second summer in a row. Reported to Council in OWP.

1140: Hatchery Operations

Objective 1141	Performance Measure	Actual Result 2021	Actual Result 2020
As provided for by MPI licence, continue to rear salmonids within an existing Marlborough freshwater fish farm for use in 'put & take' fisheries, 'kick-starting' flood or drought damage recovery within small fisheries, and additionally Tasman and Marlborough fish out events	Report to Council in staff reports.	Fish & Game continue to successfully run this hatchery with agreement over funding assistance from Trust Power, and a sub-lease agreement with Trust Power. Reported to Council via the OWP report and in more detail within the completed annual fisheries report.	In September 2019, Trust Power purchased the Wairau hatchery infrastructure off Ormond Aquaculture. Fish & Game are now running this hatchery with agreement over funding assistance from Trust Power, and a sub-lease agreement with Trust Power. Reported to Council via the OWP report and also the completed annual fisheries report.

1160: Sports Fishery and Gamebird Enhancement- To investigate and where appropriate, undertake fisheries and gamebird enhancements.

Objective 1161	Performance Measure	Actual Result 2021	Actual Result 2020
Construct a Fishout pond in Marlborough for a 'Take a Kid Fishing' site in partnership with MDC and the Marlborough Anglers club. Continue to progress development of an adult fish out pond within the Waimea River Park.	Report to Council in staff reports as needed.	Information collation continues for the Renwick Pond proposal. Tasman adult fish out pond now in operation. Put and take fish releases continue as reported to Council within the	An additional Tasman FO pond now excavated, Renwick FO proposal still at information collation phase in preparation for a resource consent application. A number of releases

Undertake fish releases within recruitment impaired or drought damaged Marlborough and Nelson fisheries, and enclosed 'put and take' fisheries.		OWP and annual fisheries report.	throughout the region, mainly within enclosed put and take fisheries were undertaken as reported to Council within OWP reports and annual fisheries report.
Objective 1162 Monitor and undertake fish restocking in the Branch River in conjunction with the hydroelectric power scheme	Performance Measure Report to Council as required	Actual Result 2021 Due to high existing instream numbers and a shortage of hatchery fish available this year, only 190 fish were released into the Leatham over this reporting period. A number of releases occurred within Lake Argyle however. Drift dive monitoring showed Trust Power to have again met its consent obligation of 7 fish/km. Reported to Council within OWP under 1162, and the annual fisheries report.	Actual Result 2020 508 fish released into Branch/Leatham Rivers this year, and Trust Power again met its 7 fish/km consent condition target. As mentioned in 1141, Trust Power have now purchased the Wairau hatchery and entered into new management agreements with Fish & Game around Branch/Leatham and Lake Argyle restocking (2000 fish per annum). Reported to Council within OWP under 1162, and the annual fisheries report.
Objective 1163 Continue Rabbit Island Pheasant Enhancement through maintaining the present predator trapping network with volunteers. Investigate other options for potential future pheasant population enhancement.	Performance Measure Hold hunt for hunters	Actual Result 2021 Three organised pheasant hunts were again held on Rabbit Island, and volunteer predator work continues.	Actual Result 2020 Two organised pheasant hunts were again held on Rabbit Island, and volunteer predator work continued.
Objective 1164 Provide advice and assist where appropriate to enhance Salmon recruitment within the Region in particular the Wairau catchment with external funding support.	Performance Measure Report progress in staff reports to Council	Actual Result 2021 This project has now been discontinued however assistance was given to North Canterbury's request for further DNA samples of salmon from the Clarence and Acheron Rivers. Reported to Council within OWP report under 1164.	Actual Result 2020 10500 3g salmon fry released into Goulter, last salmon enhancement work to be attempted in this region. Reported to Council within OWP report under 1164.

1170: Regulations: Efficient regulation of sports fishing and gamebird hunting

Objective 1171	Performance Measure	Actual Result 2021	Actual Result 2020
To co-ordinate the preparation and gazettal of the Angler's Notice	Recommend the anglers notice to New Zealand Council by 1 July	Completed as reported within OWP.	Completed as reported within OWP.
Objective 1172	Performance Measure	Actual Result 2021	Actual Result 2020
To co-ordinate the preparation and gazettal of the Game Notice	Recommend game season conditions to the New Zealand Council by 1 March	Completed as reported within OWP.	Completed noting game season was delayed throughout the country this year due to Covid 19 movement restrictions.

1180: Game Bird Control: To mitigate the impact of game bird species on pastoral and horticultural land

Objective 1181	Performance Measure	Actual Result 2021	Actual Result 2020
To investigate complaints from landholders experiencing crop depredation	Respond in accordance to Council policy. Summarise in the annual report.	A total of 45 crop depredation permits were issued.	A total of 62 crop depredation permits were issued, mostly for pukeko, shelduck, or both.

HABITAT PROTECTION AND MANAGEMENT

Goal

To protect and increase suitable habitat for sports fish and game birds to the extent necessary to provide for the recreational interests of anglers and hunters.

SUMMARY OF RESOURCES

Code	Project Cluster	Budget				Actual 2021				Actual 2020			
		External Costs	Income	Hours	Net Cost	External Costs	Income	Hours	Net Cost	External Costs	Income	Hours	Net Cost
1210	RMA	-	-	610	45,363	540	540	399	29,498	9,188	8,744	340	26,816
1220	Works & Management	5,000	5,000	650	48,338	14,363	14,696	482	35,346	21,394	20,541	231	18,770
1230	Assisted Habitat	500	500	170	12,642	-	-	107	7,884	288	-	84	6,805
1240	Assessment	-	-	210	15,617	-	-	92	6,810	-	-	57	4,421
	Total	5,500	5,500	1640	121,960	14,903	15,236	1079	79,538	30,870	29,285	712	56,812

1210: Resource Management Act: To use statutory mechanisms to advocate for protection of the habitats of sports fish and game birds and for the interests of anglers and hunters especially over access to their sports.

Objective 1211	Performance Measure	Actual Result 2021	Actual Result 2020
Review and respond to regional plans and other plans or policies notified by statutory agencies.	Provide effective representation within the prescribed time.	A watching brief on MEP mediation was maintained including withdrawing from Landscape/Natural character mediation appeal points. Engagement with Nelson City Councils freshwater plan development occurred. Reported to Council in OWP	Hearing panel decisions around water allocation and minimum flow regimes in regard to the Marlborough Environment Plan were appealed to the Environment Court by Fish & Game as matters of concern were not addressed within the decision document. Dialogue with Tasman District Council over addressing Upper Motueka minimum flow issues continues. Reported to Council in OWP.
Objective 1212	Performance Measure	Actual Result 2021	Actual Result 2020
Monitor resource consent applications.	Provide effective representation within the prescribed time.	New Marlborough water allocation consents, and some renewals provided	New Marlborough water allocation consents, and some renewals provided

			for by the notified MeP been submitted on where necessary to ensure consistency with Fish & Game's Marlborough Environment Plan submission and subsequent appeal. Ongoing dialogue and engagement with Tasman District Council continues including input into some water storage consents within the Upper Motueka as Hops development continues apace. Reported within OWP.	for by the notified MeP been submitted on where necessary to ensure consistency with Fish & Game's Marlborough Environment Plan submission and subsequent appeal. Input into some water storage consents within the Upper Motueka occurred as Hops development continues apace. Reported within OWP.	
Objective 1213	Performance Measure	Actual Result 2021	Actual Result 2020		
Proactively advocate the interests of anglers and hunters prior to consent applications	Ensure resource developers are aware of Fish and Game interests	Engagement within River Care groups, Te Hoiere project, and Tasman River flood protection works occurred. Reported in OWP	Attendance of Tasman Rivercare meetings occurred. The manager has been also been appointed to the Te Hoiere exemplar catchment project steering group. Reported in OWP		
Objective 1214	Performance Measure	Actual Result 2021	Actual Result 2020		
Monitor, evaluate and respond to hydro power applications, including maintaining involvement in Wairau.	Report to Council in Staff Reports	Consent was granted for a Branch scheme infiltration gallery.	An infiltration gallery proposal for the existing Branch hydro intake was put before Fish & Game, with no major issues identified.		
Objective 1215	Performance Measure	Actual Result 2021	Actual Result 2020		
Continue to liaise with the Picton to Kaikoura cycleway trust to ensure the final selected route does not impact on hunting, and trail development also interfaces positively with public awareness goals for the Para Wetland project.	Report to Council in Staff Reports	Ongoing liaison occurred with the Cycle Trail trust and Fish & Game. Work continues on development of an MOU, along with appropriate conditions for a consent application for the trail development. Reported in OWP	A community engagement meeting was attended with the Trust Was attended in October 2019.		

1220: Works and Management: To enhance game bird habitats to maintain self-sustaining wild populations and improve hunting opportunities

Objective 1221	Performance Measure	Actual Result 2021	Actual Result 2020
Undertake planting and maintenance as required in Council Reserves or leases in conjunction with hunters	Report to Council in Staff Reports	Nil activity	Some weed control works within Top Valley Wetland undertaken as reported within the OWP
Objective 1222	Performance Measure	Actual Result 2021	Actual Result 2020
Implement the Para Wetland Operational Plan. Control willow infestation and enhance water levels, waterfowl habitat and hunting opportunities in Para Swamp with assistance from hunters and other statutory or external agencies.	Report to Council in Staff Reports	Ground control and aerial spot spraying of willow was completed within 45 hectares of the wetland. Existing native plantings were weed released. Installation of levee culverts downstream of Boat Point for improved dry weather access and summer wetland hydrology management was completed in partnership with MDC Rivers on a cost share basis. Hunting on opening weekend within Para was limited due to a dry April prior to opening. Reported to Council within OWP and discussed in Game report.	Ground control and aerial spot spraying of willow was completed within the wetland. Existing native plantings were weed released. An annual weed control contribution for \$5000 per annum from MDC was negotiated. Installation of culverts at Boat Point for improved access and summer wetland hydrology management was completed in partnership with MDC Rivers on a cost share basis. Hunting on opening weekend within Para was successful with many hunters achieving daily bag limits. Reported to Council within OWP and discussed in Game report.

1230: Assisted Habitat: To enhance habitat and hunting or angling opportunities in areas not administered by Fish and Game.

Objective 1231	Performance Measure	Actual Result 2021	Actual Result 2020
Wetland enhancement in conjunction with local authorities	Where possible getting leverage from contractors and Government	Weed control at Challies Island, Sunrise, and Supplejack wetlands was	Weed control at Challies Island, Gibbs Rd, Sunrise, and Supplejack wetlands

and private forestry companies, including gamebird habitat development.	Agencies funds	undertaken.	was undertaken.
Objective 1232	Performance Measure	Actual Result 2021	Actual Result 2020
Provide advice to landowners regarding pheasant, wetland and fisheries habitat development	Report to Council in Staff Reports	Limited activity, low demand.	No major activity here, low demand.
Objective 1233	Performance Measure	Actual Result 2021	Actual Result 2020
Represent Fish and Game's interest in the Lee Dam and Waimea Freshwater land Advisory Group.	Report Progress in staff reports to Council	Baseline drift dive monitoring of the trout fishery below the dam was again undertaken.	Baseline drift dive monitoring of the trout fishery below the dam was undertaken, to assess what (if any) changes occur once the Dam is completed and the flood/drought/water temperature regimes below the dam are fundamentally altered.

1240: Assess and Monitor: To monitor sports fish and game bird populations within the region

Objective 1241	Performance Measure	Actual Result 2021	Actual Result 2020
To assess and monitor suitable Salmon and Trout spawning waters on a rotational basis, to provide information for planning and statutory advocacy. Priority areas include Wairau, Pelorus, Riuwaka and Motueka catchments	Report annually in August.	Completed within a number of tributaries as reported in OWP. Greater detail provided to the fish committee and full Council via a completed 2021 annual fisheries report.	Completed within a number of tributaries as reported in OWP. Greater detail provided to the fish committee and full Council via a completed 2020 annual fisheries report. Note the timing of the fisheries report means it does not capture all work undertaken late July-August 2019 - this work will be captured in next year's fisheries report but is still reported via OWP in the interim.
Objective 1242	Performance Measure	Actual Result 2021	Actual Result 2020



<p>Assist with protection of waterways from didymo, support any research initiatives that arise in relation to treatment trials through elevation of dissolved reactive phosphorus within rivers such as the Takaka.</p>	<p>Appoint a Didymo advocate if external funding is available.</p>	<p>Completed in both Tasman and Marlborough, with 'advocacy presence' throughout summer including suitable public events. This program is being discontinued by Fish & Game for the coming summer.</p>	<p>Completed in both Tasman and Marlborough, with 'advocacy presence' throughout summer including suitable public events. NMIT student David Stephens has now completed/written up his research on Didymo. Reported within OWP.</p>
--------------------------------------------------------------------------------------------------------------------------------------------------------------------------------------------------------------------------	--------------------------------------------------------------------	------------------------------------------------------------------------------------------------------------------------------------------------------------------------------------------------------------	-------------------------------------------------------------------------------------------------------------------------------------------------------------------------------------------------------------------------------------

ANGLER AND HUNTER PARTICIPATION AND SERVICES

Goals

To encourage angler and hunter participation while maintaining the quality of the recreational experience.

SUMMARY OF RESOURCES

Code	Project Cluster	Budget				Actual 2021				Actual 2020			
		External Costs	Income	Hours	Net Cost	External Costs	Income	Hours	Net Cost	External Costs	Income	Hours	Net Cost
1310	Access	-	-	81	6,024	2,273	-	288	23,592	144	-	180	14,106
1320	Back Country Management	-	-	180	13,386	1,757	-	124	10,936	18,044	-	151	29,717
1330	Newsletters	-	-	55	4,090	-	-	75	5,515	-	-	56	4,343
1340	Other Publications	-	-	5	372	1,123	-	47	4,602	2,453	-	18.5	3,888
1350	Training	-	-	30	2,231	-	-	249	18,395	-	-	206.5	16,018
1360	Club Relations	-	-	250	18,592	-	-	235	17,359	-	-	288	22,339
	Total	-	-	601	44,694	5,153	-	1017	80,398	20,641	-	900	90,411

1310: Angler and Hunter Access: Establishing practical access to fishing and hunting areas, and identifying these with signs as appropriate

Objective 1311	Performance Measure	Actual Result 2021	Actual Result 2020
Maintenance of physical access, including signs on site which conform to national sign standards, with assistance from external agencies	Report to Council in Staff Reports.	Completed where required. Reported in OWP	Completed where required. Staff also provided to NZFGC 30 camper-friendly fishing access points for the national Camper mate and NZMCA motorhome apps. Reported in OWP
Objective 1312	Performance Measure	Actual Result 2021	Actual Result 2020
Negotiation with landowners, government departments and local authorities for continued or improved hunter access	Report to Council in Staff Reports	A number of hunting access issues were responded to, including the managed balloting of some new Tasman Pine Forestry land to facilitated hunting opportunities.	A number of hunting access issues were responded to, including the opening up of some new Tasman Pine Forestry land to facilitated hunting opportunities next year. Reported in the OWP

Objective 1313	Performance Measure	Actual Result 2021	Actual Result 2020
Liaise with Walking Access NZ to promote access issues as required.	Undertake action to enhance priority areas and report to Council in Staff Reports	Minimal activity.	Liaison on several issues occurred as reported within OWP.

1320: Satisfaction Surveys: To encourage maximum angler and hunter participation while maintaining the quality of angler or hunter experience and licence holder satisfaction with Fish and Game and their sport.

Objective 1321	Performance Measure	Actual Result 2021	Actual Result 2020
Backcountry user satisfaction. Support any national initiatives around production of a quality waters management strategy for NZ freshwater angling. Consider designation of further back country fisheries within the Nelson Marlborough Region. Survey users from existing designated back country fisheries in relation to satisfaction levels. Investigate implementation of controlled fisheries if necessary.	Provide Council with report and recommendations	Trail cams were deployed up the Travers to assess angler use, and engagement with national initiatives on pressure sensitive fishery management also occurred. Reported to Council in OWP and annual fisheries report.	Trail cams were deployed up the Branch/Leatham to assess angler use, and additional back country ranging effort was undertaken this season. Fish catchability assessments were again undertaken during two native fish monitoring surveys within the Branch/Leatham catchment. Reported to Council in OWP and annual fisheries report.
Objective 1322	Performance Measure	Actual Result 2021	Actual Result 2020
Where considered necessary, carry out drift dive surveys on selected reaches of the back-country Rivers &/or tributaries, and assist West Coast with drift diving if requested. Undertake targeted compliance work within designated back country fisheries.	Report back to Council in Staff Reports	Travers River was dived and Karamea on the West Coast.	The Goulter and Upper Wairau designated back country fisheries were drift dived, along with assisting West Coast region to dive Karamea and Mohikui Rivers.

1330: Newsletters, Maintain contact with licence holders and interest groups

Objective	Performance Measure	Actual Result 2021	Actual Result 2020
Objective 1331 Produce supplements for two national magazines	Distribute to all licence holders and interested parties by one month prior to the opening of each season	Completed	Four-page national magazine supplements produced, and magazines distributed to all licence holders by National office.
Objective 1332 Produce regional monthly Ezine with assistance of local anglers and hunters, maintain regional Facebook page.	Performance Measure Provide content to national coordinators as required and update Facebook page.	Actual Result 2021 Completed	Actual Result 2020 Completed each month as required, noting these publications are due for a national review.
Objective 1333 Update and actively enhance website including development of videos	Performance Measure Provide regular content for website	Actual Result 2021 Staff continue to input into a national initiative to redevelop the website.	Actual Result 2020 Serviced as requested including provision of our annual fisheries report for the website.

1340: Publications: Publicise matters of interest to licence holders and user groups

Objective	Performance Measure	Actual Result 2021	Actual Result 2020
Objective 1341 Continue to update and reprint access pamphlets as required.	Respond to vendor / licence holder demand	Work continued on updating the Golden Bay and Wairau Access pamphlets.	The 'modernization' and reprint of the Motueka River access pamphlet was completed including the use of QR codes to direct phone users to "how to catch fish" video clips.

1350: Angler and Hunter Training: Encourage and support new anglers and hunters

Objective	Performance Measure	Actual Result 2021	Actual Result 2020
Objective 1351			

Continue support for adult 'Fish and Game' programmes	Report to Council by August	An annual HUNTS course was held with assistance from Fish and Game. Reported within OWP.	This year's adult hunts course was required to be cancelled due to Covid 19 restrictions.
Objective 1352	Performance Measure	Actual Result 2021	Actual Result 2020
Coordinate at least one organised game bird hunt	Report to Council by February	Three organised pheasant hunts, one organised pukeko hunt, and one organised black swan cull were undertaken as reported in the OWP.	Two organised pheasant hunts were completed along with a pukeko drive and a chukar hunt, as reported in the OWP.
Objective 1353	Performance Measure	Actual Result 2021	Actual Result 2020
Promote annual pre-season sporting events.	Report to Council in Staff Reports	One clay bird shoot attended.	Not held due to Covid 19 restrictions.
Objective 1354	Performance Measure	Actual Result 2021	Actual Result 2020
Process applications for Fishing Competitions and educational permits as required	Respond to applications within five working days. Report to Council by August	Five educational permits and one fishing competition permit were issued.	A Fish & Game family fun fishing day was organized in conjunction with the Department of Conservation's 'holiday program', which was undertaken at Lake Argyle with close to 90 potential new anglers turning up to see what all the fuss was about.
Objective 1355	Performance Measure	Actual Result 2021	Actual Result 2020
Assist with Take a Kid Fishing programs associated with Fish Out Pond in both Tasman and Marlborough	Staff and councillor assistance with Fish Out ponds	No Marlborough event held, several Tasman events supported.	No Marlborough events held, several Tasman events supported.

1360: Club Relations: Encourage and support participation in angling and hunting through clubs and a positive view of Fish and Game

Objective 1361	Performance Measure	Actual Result 2021	Actual Result 2020
Hold regular liaison or meetings with all clubs	Report to Council by August	A presentation to the Nelson Anglers club occurred and attendance of Tasman Sports Youth for Fishing Trust meetings. A days fin clipping at Wairau hatchery with the Nelson Anglers club was hosted. Reported in the OWP.	A presentation to the Nelson Anglers club occurred and attendance of Tasman Sports Youth for Fishing Trust meetings.
Objective 1362	Performance Measure	Actual Result 2021	Actual Result 2020
Respond to enquiries from licence holders and members of the public concerning angling and hunting.	Meet demand	Ongoing daily/weekly responses to licence holder phone calls, emails, and drop in visits completed. Reported via OWP/timesheet hours.	Ongoing daily/weekly responses to licence holder phone calls, emails, and drop in visits completed. Reported via OWP/timesheet hours.

PUBLIC RELATIONS

Goal

To maximise public awareness of the values associated with the sports fish and game bird resource, and support for the management role of Fish and Game New Zealand.

SUMMARY OF RESOURCES

Code	Project Cluster	Budget			Actual 2021			Actual 2020					
		External Costs	Income	Hours	Net Cost	External Costs	Income	Hours	Net Cost	External Costs	Income	Hours	Net Cost
1410	Liaison	-	-	35	2,603	-	-	39	2,887	-	-	51	3,956
1420	Communication	-	-	151	11,229	-	-	270	19,949	11	-	197.5	15,330
1430	Advocacy	-	-	66	4,908	-	-	100	7,365	680	-	57	5,101
1440	Public Promotions	1,000	-	140	11,411	2,605	-	198	17,224	5,408	-	329	30,927
1450	Visitors/Education	-	-	50	3,718	-	-	35	2,591	-	-	42.5	3,298
	Total	1,000	-	442	33,870	2,605	-	641	50,017	6,100	-	677	58,612

1410: Liaison with other statutory authorities as required under the Conservation Act

Objective 1411	Performance Measure	Actual Result 2021	Actual Result 2020
Regular liaison with Department of Conservation staff and with Conservation Board.	Report in staff reports to Council	Completed as reported within OWP.	Completed as reported within OWP.

1420: Communication: Liaison with environmental groups, local authorities, iwi, and resource users to ensure hunting and angling and Fish and Game interests are recognised and provided for

Objective	Performance Measure	Actual Result 2021	Actual Result 2020
Objective 1421	Respond to requests for contact and consultation with user groups, service groups, conservation groups, and landowners. Promote sports fish and game, using public awareness resource material.	Contact with several groups occurred as reported within the OWP.	Contact with several groups occurred as reported within the OWP.
Objective 1422	Performance Measure	Actual Result 2021	Actual Result 2020
Liaison with local MPs if required	Report to Council by August	Nil activity	Nil activity
Objective 1423	Performance Measure	Actual Result 2021	Actual Result 2020
Liaison with iwi on matters of mutual interest	Report to Council	A significant increase in activity here as reported within OWP	A significant increase in activity here as reported within OWP
Objective 1424	Performance Measure	Actual Result 2021	Actual Result 2020
Liaison with local authorities as required each year.	Report to Council	Completed in relation to several topics as reported in OWP, related to 1211-13 also.	Completed in relation to several topics as reported in OWP, related to 1211-13 also.

1430: Advocacy: Acceptance of sport fishing and game bird hunting and community support for Fish and Game NZ management

Objective	Performance Measure	Actual Result 2021	Actual Result 2020
Objective 1431	Performance Measure	Actual Result 2021	Actual Result 2020
Advocacy of fish and game topics in all local and relevant national media.	10 media contacts per annum in addition to regular media fishing/hunting updates	10 media engagements completed	In excess of 10 media engagements occurred (see J Lucas/My media file)
Objective 1432	Performance Measure	Actual Result 2021	Actual Result 2020

<p>Pastoral Lease Tenure Review related activities in the Marlborough High Country.</p>	<p>Liaison with run-holders, inspections of properties and writing reports on Fish and Game interests in each station as they are reviewed</p>	<p>Nil activity, noting pastoral lease legislation now rescinded by Parliament</p>	<p>Nil activity, noting pastoral lease legislation now rescinded by Parliament.</p>
-----------------------------------------------------------------------------------------	------------------------------------------------------------------------------------------------------------------------------------------------	------------------------------------------------------------------------------------	-------------------------------------------------------------------------------------



1440 Public Promotions: To Promote Freshwater Biodiversity, Hunting and Fishing As Exciting and Valid Recreational Pursuits

Objective 1441	Performance Measure	Actual Result 2021	Actual Result 2020
Co-sponsor activities to promote Fish and Game.	Report to Council annually	Nil activity	A promotional family fishing day was held in partnership with DOC as part of its school holidays program as reported in OWP under 1444.
Objective 1442	Performance Measure	Actual Result 2021	Actual Result 2020
Duck calling and hunter evenings.	Report to Council in Staff Report as required	A duck hunters game night celebrating wild food dishes was again held at Club Waimea, reported in OWP.	A duck hunters game night celebrating wild food dishes was again held at Club Waimea, reported in OWP.
Objective 1443	Performance Measure	Actual Result 2021	Actual Result 2020
Participate in field days and world wetlands day as per national policy	Attend or host an event	A kayak trip into Para wetland was hosted as reported in 1222.	Nil activity here this year.
Objective 1444	Performance Measure	Actual Result 2021	Actual Result 2020
To undertake further fishing participation events and other R3 related initiatives.	Increased licence sales	A number of activities undertaken as reported in OWP	As reported in the annual fisheries report, rather than falling by the national average of 5.3% due to Covid 19 and other issues, NMFG fish licence sales were only 0.4% down on last year's outstanding growth of 6.1% meaning we maintained most of last year's gains despite Covid 19 challenges.

1450 Visitor Facilities / Education: To undertake displays of Fish and Game activity and educate the public on angling, hunting and Fish and Game activities

Objective 1451	Performance Measure	Actual Result 2021	Actual Result 2020
<p>Maintain regular contact with schools to promote angling and hunting and Fish and Game activities in intermediate and certain high schools in the region. Support Fish in Schools programme. Investigate demand for Fish & Game schools environmental education program. Facilitate school field trips to Para Wetland where requested.</p>	<p>Report to Council annually</p>	<p>Nil engagement occurred this year.</p>	<p>A filed trip to the Waimea River with Appleby school was undertaken as reported in the OWP.</p>
<p>Objective 1452</p>	<p>Performance Measure</p>	<p>Actual Result 2021</p>	<p>Actual Result 2020</p>
<p>To engage with Tertiary Institutes to support Students to undertake Fish & Game project</p>	<p>Report to Council in staff reports.</p>	<p>NMIT students and tutor Mark Burdass assisted FG staff with stripping/egg fertilisation at the Wairau hatchery including rearing of 'insurance fry stocks' for Fish & Game at NMIT facilities. Students have also undertaken work experience placements at the Wairau hatchery.</p>	<p>NMIT students and tutor Mark Burdass assisted FG staff with stripping/egg fertilisation at the Wairau hatchery including rearing of 'insurance fry stocks' for Fish & Game at NMIT facilities. Students have also undertaken work experience placements at the Wairau hatchery.</p>

COMPLIANCE

Goal

To protect the sports fish and game bird resource and its user management through enforcement and education of legislative requirements.
SUMMARY OF RESOURCES

Code	Project Cluster	Budget				Actual 2021				Actual 2020			
		External Costs	Income	Hours	Net Cost	External Costs	Income	Hours	Net Cost	External Costs	Income	Hours	Net Cost
1510	Ranging	250	-	220	16,611	446	-	189	14,436	-	-	206	15,978
1520	Ranger Training	250	-	40	3,225	-	-	37	2,739	558	-	92	7,694
1530	Compliance	-	-	40	2,975	-	-	109	8,069	-	-	10	776
	Total	500	-	300	22,810	446	-	335	25,244	558	-	308	24,448

1510: Ranging: To achieve an annual 10% coverage of licence holders and seek a 95% compliance rate in order to ensure compliance with legislation in the interests of licence holders

Objective 1511	Performance Measure	Actual Result 2021	Actual Result 2020
To maintain adequate ranging to meet the 10% coverage of licence holders.	Report to Council in August	266 fishing licence checks (/3482 LEQs = 7.7%) were undertaken by rangers and 105 game licence checks (105/922 = 11.4%) were completed.	557 fishing licence checks (557/4095 LEQs = 13.6%) were undertaken by rangers and 75 game licence checks (75/816 = 9.2%) were completed. Out of region hunting by 30%+ of our hunters on opening weekend makes achieving game compliance targets difficult.

1520: Ranger Training

Objective 1521	Performance Measure	Actual Result 2021	Actual Result 2020
To undertake adequate training of new and existing honorary rangers.	Twice yearly preseason meetings Report to Council by August	Email updates to rangers as required. One new and one existing ranger to complete CERT training.	All staff and honorary rangers attended a preseason refresher CERT course in September 2019 and received a presentation from Steve Doughty NZC R3

				<p>coordinator about the importance of our rangers as ambassadors. A ranger newsletter was also sent out prior to the game season, along with the 'Compliance Corner' nationally coordinated newsletter at season end.</p>
--	--	--	--	----------------------------------------------------------------------------------------------------------------------------------------------------------------------------------------------------------------------------

1530: Compliance/Prosecutions

	Performance Measure	Actual Result 2021	Actual Result 2020
<p>Objective 1531</p> <p>To efficiently undertake prosecutions of offenders</p>	<p>Under Council policy, offering diversion, or laying information and/or providing material to prosecutors within 20 working days of receiving reports</p>	<p>One offence notice issued for hunting without a licence and put through Iwi Community Panel for resolution. Verbal warnings issued for minor fisheries offences.</p>	<p>Three offence notices issued for fishing without a licence, and 1 warning issued for not carrying a licence.</p>

LICENSING

Goal

To optimise the sale of angling and hunting licences as valued products.

SUMMARY OF RESOURCES

Code	Project Cluster	Budget				Actual 2021				Actual 2020			
		External Costs	Income	Hours	Net Cost	External Costs	Income	Hours	Net Cost	External Costs	Income	Hours	Net Cost
1610	Licensing/Marketing	-	-	100	7,437	-	-	17	1,221	503	-	71	4,886
1620	Agent Servicing	-	-	65	7,809	534	-	5	904	-	-	15	2,286
1630	Commission	18,054	-	40	18,054	19,146	-	-	19,146	23,550	-	-	23,550
	Total	18,054	-	205	33,299	19,680	-	22	21,272	24,052	-	86	30,723

1610: Licensing: To ensure the efficient process of fishing and hunting licences

Objective	Performance Measure	Actual Result 2021	Actual Result 2020
Objective 1610			
To liaise with Eyede to ensure the efficient and effective delivery of licences to licence holders and to vendors.	Minimize number of contacts with Eyede and the number of outstanding payments and/or concerned vendors	Very few contacts with Eyede systems working well, no complaints from licence holders concerning service.	Very few contacts with Eyede systems working well, no complaints from licence holders concerning service.
Objective 1620			
Undertake market analysis of licence holder data and work with the national public awareness manager.	Licence sales increase	Due to COVID non resident licence sales were very few, there was a good growth in resident licence sales.	This year licence sales maintained the increase that was achieved last year.
Objective 1630			
To liaise with vendors and keep them informed on Fish and Game activities	Number of contacts with vendors	Contact with agents has been made as and when required, including some provision of promotional material.	Contact with agents has been made as and when required, including some provision of promotional material.

COUNCILS

Goal

To provide for the democratic governance of the fish and game system by fish and game licence holders.

SUMMARY OF RESOURCES

Code	Project Cluster	Budget				Actual 2021				Actual 2020			
		External Costs	Income	Hours	Net Cost	External Costs	Income	Hours	Net Cost	External Costs	Income	Hours	Net Cost
1710	Council Election	-	-	-	-	-	-	-	-	-	-	-	-
1720	Council Meeting	2,000	-	535	41,786	2,574	-	373	30,185	2,121	-	360	30,045
	Total	2,000	-	535	41,786	2,574	-	373	30,185	2,121	-	360	30,045

1710: Council Meetings: To enable angler and hunter participation in Council elections

Objective 1711	Performance Measure	Actual Result 2021	Actual Result 2020
Managing the election process, should this be required	Successful election held	No election required as only 10 candidates received for 12 seats through the 2021 Fish & Game Council election.	No election this year

1720: Council Meetings: To provide efficient management and operation of the council

Objective 1720	Performance Measure	Actual Result 2021	Actual Result 2020
Effective direction of the management of the Council's business.	Prepare Information, agendas, reports and minutes Conduct at least six meetings of the Council	Six Council meetings were held and 1 Presentation of the Annual Performance Report.	Five meetings completed, one missed due to Covid 19 movement restrictions.



PLANNING AND REPORTING

Goal

To ensure cost efficient and appropriate business management of fish and game resources.
SUMMARY OF RESOURCES

Code	Project Cluster	Budget			Actual 2021			Actual 2020					
		External Costs	Income	Hours	Net Cost	External Costs	Income	Hours	Net Cost	External Costs	Income	Hours	Net Cost
1810	Management Plan	-	-	60	4,462	-	-	26	1,925	-	-	14	1,086
1820	Annual Planning	-	-	43	3,198	-	-	16	1,147	7,819	-	28	2,172
1830	Reporting	7,670	-	165	19,940	7,755	-	153	19,081	-	-	157	19,997
1840	National Liaison	-	-	310	23,053	38	-	308	22,837	21	-	425.5	33,025
	Total	7,670	-	578	50,654	7,793	-	503	44,990	7,840	-	624.5	56,280

1810: Sports Fish and Game Bird Management Plan

Objective 1811	Performance Measure	Actual Result 2021	Actual Result 2020
To implement the Sports Fish and Game Management Plan	Report to Council as required	Ongoing attempts to establish face to face Iwi relationships and input into the redraft of the Sports Fish & Game Management Plan continue.	After receiving significant input from Te Atiawa, a revised draft has been circulated back to Te Atiawa for comment, after which point it will be reviewed by the national FG planner/NMFGC/potentially other Iwi, and then notified for public submissions.

1820: Annual Planning

Objective 1821	Performance Measure	Actual Result 2021	Actual Result 2020
Prepare an Operational Work Plan and Budget for the forthcoming year	Present to Council by April	Completed.	Completed.

1830: Reporting and Audit

Objective 1831 - 1834	Performance Measure	Actual Result 2021	Actual Result 2020
Prepare Annual Reports and Financial Statements for the year ended 31 August	Present to Council, public meeting and to Parliament by 31 December	The 2019-20 Performance Report was approved by Council and provided to Parliament before 31 December.	The 2018-19 Annual Report was approved by the Nelson Marlborough Fish and Game Council and provided to Parliament.

1840: National Liaison

Objective 1841 & 1842	Performance Measure	Actual Result 2021	Actual Result 2020
National liaison and Advocacy to support or advise NZ F&G Council for national analysis or policy issues.	Report to Council in Staff Reports	Liaison with regional and national staff occurred on a wide range of topics as reported within the OWP.	Liaison with regional and national staff occurred on a wide range of topics as reported within the OWP.

INDEPENDENT AUDITOR'S REPORT

TO THE READERS OF NELSON-MARLBOROUGH FISH AND GAME COUNCIL'S FINANCIAL STATEMENTS AND STATEMENT OF PERFORMANCE FOR THE YEAR ENDED 31 AUGUST 2021

The Auditor-General is the auditor of Nelson-Marlborough Fish and Game Council (the Fish and Game Council). The Auditor-General has appointed me, Philip Sinclair, using the staff and resources of the Crowe New Zealand Audit Partnership, to carry out the audit of the financial statements and statement of performance of the Fish and Game Council on his behalf.

Opinion on the financial statements and the statement of performance

We have audited:

- the financial statements of the Fish and Game Council on pages 16 to 31, that comprise the *statement of financial position* as at 31 August 2021, the statement of financial performance, and statement of cash flows for the year ended on that date and the notes to the financial statements that include accounting policies and other explanatory information; and
- the statement of service performance of the Fish and Game Council on pages 32 to 57.

In our opinion:

- the financial statements of the Fish and Game Council: on pages 16 to 31:
 - present fairly, in all material respects:
 - its financial position as at 31 August 2021; and
 - its financial performance and cash flows for the year then ended; and
 - comply with generally accepted accounting practice in New Zealand in accordance with Public Benefit Entity Simple Format Reporting – Accrual (Public Sector); and
- the statement of service performance of the Fish and Game Council on pages 32 to 57:
 - presents fairly, in all material respects, the Fish and Game Council's performance for the year ended 31 August 2021, including for each class of reportable outputs:
 - its standards of performance achieved as compared with the forecasts included in the annual operating work plan for the financial year; and
 - its actual revenue and expenses as compared with the forecasts included in the annual operating work plan for the financial year; and
 - complies with generally accepted accounting practice in New Zealand.

Our audit was completed on 1 December 2021. This is the date at which our opinion is expressed.

The basis for our opinion is explained below. In addition, we outline the responsibilities of the Council and our responsibilities relating to the financial statements and the statement of service performance, we comment on other information, and we explain our independence.

Basis for our opinion

We carried out our audit in accordance with the Auditor-General's Auditing Standards, which incorporate the Professional and Ethical Standards and the International Standards on Auditing (New Zealand) issued by the New Zealand Auditing and Assurance Standards Board. Our responsibilities under those standards are further described in the Responsibilities of the auditor section of our report.

We have fulfilled our responsibilities in accordance with the Auditor-General's Auditing Standards.

We believe that the audit evidence we have obtained is sufficient and appropriate to provide a basis for our opinion.

Emphasis of Matter – COVID-19

Without modifying our opinion, we draw attention to the disclosures in Note 13, which outlines the possible effects of the COVID-19 pandemic on the Council.

Responsibilities of the Council for the financial statements and the statement of performance

The Council is responsible on behalf of the Fish and Game Council for preparing financial statements and a statement of service performance that are fairly presented and comply with generally accepted accounting practice in New Zealand.

The Council is responsible for such internal control as it determines is necessary to enable it to prepare financial statements and a statement of performance that are free from material misstatement, whether due to fraud or error.

In preparing the financial statements and the statement of service performance, the Council is responsible on behalf of the Fish and Game Council for assessing the Fish and Game Council's ability to continue as a going concern. The Council is also responsible for disclosing, as applicable, matters related to going concern and using the going concern basis of accounting, unless there is an intention to merge or to terminate the activities of the Fish and Game Council, or there is no realistic alternative but to do so.

The Council's responsibilities arise from the Public Finance Act 1989, the Crown Entities Act 2004, and the Conservation Act 1987.

Responsibilities of the auditor for the audit of the financial statements and the statement of service performance

Our objectives are to obtain reasonable assurance about whether the financial statements and the statement of service performance, as a whole, are free from material misstatement, whether due to fraud or error, and to issue an auditor's report that includes our opinion.

Reasonable assurance is a high level of assurance, but is not a guarantee that an audit carried out in accordance with the Auditor-General's Auditing Standards will always detect a material misstatement when it exists. Misstatements are differences or omissions of amounts or disclosures, and can arise from fraud or error. Misstatements are considered material if, individually or in the aggregate, they could reasonably be expected to influence the decisions of readers taken on the basis of these financial statements and the statement of performance.

For the budget information reported in the financial statements and the statement of service performance, our procedures were limited to checking that the information agreed to the Fish and Game Council's annual operating work plan.

We did not evaluate the security and controls over the electronic publication of the financial statements and the statement of service performance.

As part of an audit in accordance with the Auditor-General's Auditing Standards, we exercise professional judgement and maintain professional scepticism throughout the audit. Also:

- We identify and assess the risks of material misstatement of the financial statements and the statement of service performance, whether due to fraud or error, design and perform audit procedures responsive to those risks, and obtain audit evidence that is sufficient and appropriate to provide a basis for our opinion. The risk of not detecting a material misstatement resulting from fraud is higher than for one resulting from error, as fraud may involve collusion, forgery, intentional omissions, misrepresentations, or the override of internal control.
- We obtain an understanding of internal control relevant to the audit in order to design audit procedures that are appropriate in the circumstances, but not for the purpose of expressing an opinion on the effectiveness of the Fish and Game Council's internal control.
- We evaluate the appropriateness of accounting policies used and the reasonableness of accounting estimates and related disclosures made by the Council.
- We evaluate the appropriateness of the reported performance information within the Fish and Game Council's framework for reporting performance.
- We conclude on the appropriateness of the use of the going concern basis of accounting by the Council and, based on the audit evidence obtained, whether a material uncertainty exists related to events or conditions that may cast significant doubt on the Fish and Game Council's ability to continue as a going concern. If we conclude that a material uncertainty exists, we are required to draw attention in our auditor's report to the related disclosures in the financial statements and the statement of service performance or, if such disclosures are inadequate, to modify our opinion. Our conclusions are based on the audit evidence obtained up to the date of our auditor's report. However, future events or conditions may cause the Fishing and Game Council to cease to continue as a going concern.
- We evaluate the overall presentation, structure and content of the financial statements and the statement of service performance, including the disclosures, and whether the financial statements and the statement of service performance represent the underlying transactions and events in a manner that achieves fair presentation.

We communicate with the Council regarding, among other matters, the planned scope and timing of the audit and significant audit findings, including any significant deficiencies in internal control that we identify during our audit.

Our responsibilities arise from the Public Audit Act 2001.

Other Information

The Council is responsible for the other information. The other information comprises the information included on pages 1 to 15 but does not include the financial statements and the statement of service performance, and our auditor's report thereon.

Our opinion on the financial statements and the statement of service performance does not cover the other information and we do not express any form of audit opinion or assurance conclusion thereon.

In connection with our audit of the financial statements and the statement of service performance, our responsibility is to read the other information. In doing so, we consider whether the other information is materially inconsistent with the financial statements and the statement of service performance or our knowledge obtained in the audit, or otherwise appears to be materially misstated. If, based on our work,



we conclude that there is a material misstatement of this other information, we are required to report that fact. We have nothing to report in this regard.

Independence

We are independent of the Fish and Game Council in accordance with the independence requirements of the Auditor-General's Auditing Standards, which incorporate the independence requirements of the Professional and Ethical Standard 1: *International Code of Ethics for Assurance Practitioners* issued by the New Zealand Auditing and Assurance Standards Board.

Other than the audit, we have no relationship with, or interests in, the Fish and Game Council.

A handwritten signature in black ink that reads "Philip Sinclair".

Philip Sinclair
Crowe New Zealand Audit Partnership
On behalf of the Auditor-General
Nelson, New Zealand

